

PHOENIX

LEDs behind a slim opal diffuser, mounted on a traditional batten body. Available in 4', 5' and 6', standard and high-output - a direct replacement for traditional single and twin battens.



CONSTRUCTION DETAIL.
LED's ON MCPCB WITH
OPAL DIFFUSER



SCAN FOR
DIGITAL COPY

APPLICATIONS

- Garages & workshops - Store rooms
- Corridors & circulation areas
- Non-emergency versions rated from -25°C - +25°C

CONSTRUCTION

- Conventional batten width steel body
- White gloss powder coated finish
- Opal polycarbonate LED diffuser
- BESA fixing points on rear

TECHNICAL DETAILS

- **Up to 132 luminaire lumens/circuit watt**
- LEDs on metal-core PCB
- CRI >80
- CCT 4000K or 5000K
- ENEC approved flicker free driver
- **SIZE** Standard and high-output versions available in 3 sizes:
 - 4', 30W, 3,810 lm, 127 l.lm/c.W
 - 4', 55W, 7,080 lm, 132 l.lm/c.W
 - 5', 40W, 4,955 lm, 130 l.lm/c.W
 - 5', 65W, 8,350 lm, 127 l.lm/c.W
 - 6', 50W, 6,070 lm, 126 l.lm/c.W
 - 6', 75W, 9,165 lm, 123 l.lm/c.W

OPTIONS

EMERGENCY Maintained 3 hours available on all variants. Add suffix M3.

SPECIALIST EMERGENCY Self-Test Emergency (Suffix STM3) or DALI Addressable Emergency (Suffix M3DA) options available.

DIMMING DD (DALI or Switch Dim) or CF (Corridor Function) available. Add suffix DD or CF as required

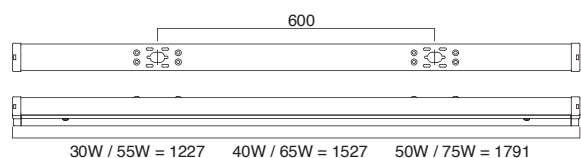
ATTACHMENTS Full range available. See opposite.

SENSORS MW or PIR end mount sensors available. See opposite.

DIRECT BATTEN REPLACEMENT

Standard LED batten replaces single lamp batten
30W, 40W, 50W LED replaces **1X36W, 1X58W, 1X70W T8**

HO LED batten replaces twin lamp batten
55W, 65W, 75W LED replaces **2x36W, 2x58W, 2x70W T8.**




ORDER CODE	DESCRIPTION	4000K
NPH30/LED/840	Phoenix LED 30W 4Ft 840	
NPH40/LED/840	Phoenix LED 40W 5Ft 840	
NPH50/LED/840	Phoenix LED 50W 6Ft 840	
NPH55/LED/840	Phoenix LED 55W 4Ft High Output 840	
NPH65/LED/840	Phoenix LED 65W 5Ft High Output 840	
NPH75/LED/840	Phoenix LED 75W 6Ft High Output 840	
ORDER CODE	DESCRIPTION	5000K
NPH30/LED/850	Phoenix LED 30W 4Ft 850	
NPH40/LED/850	Phoenix LED 40W 5Ft 850	
NPH50/LED/850	Phoenix LED 50W 6Ft 850	
NPH55/LED/850	Phoenix LED 55W 4Ft High Output 850	
NPH65/LED/850	Phoenix LED 65W 5Ft High Output 850	
NPH75/LED/850	Phoenix LED 75W 6Ft High Output 850	

PHOENIX ATTACHMENTS

CONTROLLER

Made from polycarbonate, the controller is shatter proof and virtually indestructible. The smooth exterior gives an easily cleaned surface while the ribbed interior gives an attractive appearance and good glare control. Supplied complete with the necessary support clips.

ORDER CODE	DESCRIPTION
NPH/CNTR/LED/30	Phoenix Controller LED 30/55W 4Ft
NPH/CNTR/LED/40	Phoenix Controller LED 40/65W 5Ft
NPH/CNTR/LED/50	Phoenix Controller LED 50/75W 6Ft
NPH/CNTR/CLIP/PK4	Phoenix Controller LED Support Clip Pack Of 4




STEEL REFLECTOR

Made from steel with white gloss powder coated finish. Order as required to create a symmetric or an asymmetric distribution:

- When fitted singly, these will give an asymmetric light distribution.
- When fitted as a pair, these will give a symmetric distribution.

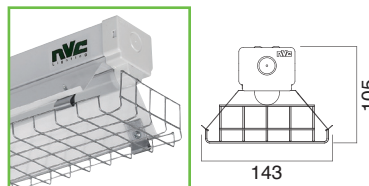
ORDER CODE	DESCRIPTION
NPH/REFL/LED/30/ST	Phoenix Reflector Steel LED 30/55W 4Ft 1-Side
NPH/REFL/LED/40/ST	Phoenix Reflector Steel LED 40/65W 5Ft 1-Side
NPH/REFL/LED/50/ST	Phoenix Reflector Steel LED 50/75W 6Ft 1-Side



WIRE GUARD

Made from zinc coated steel mesh. Each wire guard attaches to a pair of steel reflectors with the fixing kit supplied.

ORDER CODE	DESCRIPTION
NPH/WG/LED/30	Phoenix Wire Guard LED 30/55W 4Ft
NPH/WG/LED/40	Phoenix Wire Guard LED 40/65W 5Ft
NPH/WG/LED/50	Phoenix Wire Guard LED 50/75W 6Ft




ALUMINIUM REFLECTOR

Made from aluminium with a polished (specular) finish. Ideal for warehouses with racking aisles and other applications where maximum efficiency is required. Order as required to create a symmetric or an asymmetric distribution:

- When fitted singly, these will give an asymmetric light distribution.
- When fitted as a pair, these will give a symmetric distribution.

ORDER CODE	DESCRIPTION
NPH/REFL/LED/30/AL	Phoenix Reflector Ali LED 30/55W 4Ft 1-Side
NPH/REFL/LED/40/AL	Phoenix Reflector Ali LED 40/65W 5Ft 1-Side
NPH/REFL/LED/50/AL	Phoenix Reflector Ali LED 50/75W 6Ft 1-Side



BATTEN-MOUNT SENSORS

These sensors all have a 20mm threaded entry and are suitable (subject to their IP rating) for fitting to battens and non-corrosive fittings. They are all to be ordered as separate items to be fitted to the luminaire during installation.

ORDER CODE	DESCRIPTION
N/MW/SST-MS04/ENCL	Micro-Wave C/W Lux Time Sens Adj In ENCL Wired
N/PIR/BATT	Batten Mount PIR Sensor On/Off IP65 with Remote Handset
N/PIR/BATT/HS	Batten Mount PIR Remote Handset

