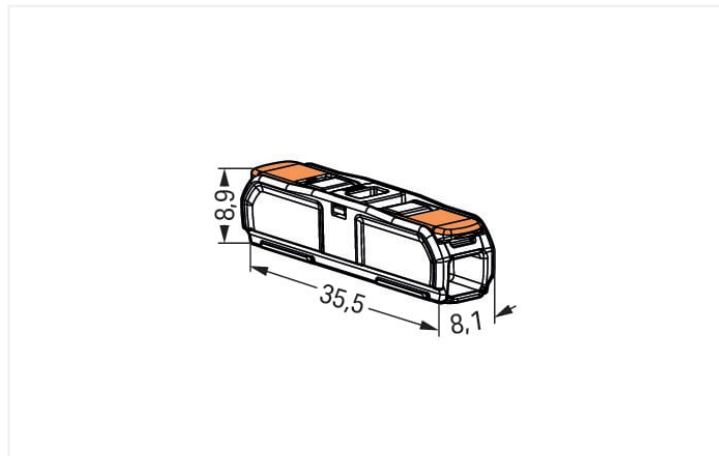



## Data Sheet | Item Number: 221-2411

Inline splicing connector with lever; for all conductor types; max. 4 mm<sup>2</sup>; 2-conductor; transparent housing; Transparent cover; Surrounding air temperature: max 85°C (T85); 4,00 mm<sup>2</sup>; transparent

<https://www.wago.com/221-2411>



Color:  transparent

This connector is suitable for worldwide installations.

- Inline connection of solid, stranded and fine-stranded conductors from 0.2 to 4 mm<sup>2</sup> (24–16 AWG)
- Slim design saves space in tight areas
- Tool-free connection and disconnection thanks to convenient lever technology
- Use a mounting carrier for fixed and multi-pole wiring

### Electrical data

Ratings per	EN 60664		
Overvoltage category	III	III	II
Pollution degree	3	2	2
Nominal voltage	-	-	450 V
Rated surge voltage	-	-	4 kV
Rated current	-	-	32 A

### Ratings per UL 1059

Rated voltage UL (Use Group C)	600 V
Rated current UL (Use Group C)	20 A

### Connection data

Connection points	2
-------------------	---

### Connection 1

Connection technology	CAGE CLAMP®
Actuation type	Lever
Connectable conductor materials	Copper
Solid conductor	0.2 ... 4 mm <sup>2</sup> / 20 ... 14 AWG
Stranded conductor	0.2 ... 2.5 mm <sup>2</sup> / 18 ... 14 AWG
Fine-stranded conductor	0.2 ... 4 mm <sup>2</sup> / 18 ... 14 AWG
Strip length	11 mm / 0.43 inches

### Physical data

Width	8.1 mm / 0.319 inches
Height	8.9 mm / 0.35 inches
Depth	35.5 mm / 1.398 inches

### Material data

Note (material data)	<a href="#">Information on material specifications can be found here</a>
Color	transparent
Cover color	transparent
Material group	IIIa
Insulation material	Polycarbonate (PC)
Flammability class per UL94	V2
Fire load	0.057 MJ
Actuator color	orange
Weight of insulation material	0.84 g
Weight	2.3 g

### Environmental requirements

Continuous operating temperature	-60 ... +105 °C
----------------------------------	-----------------

### Commercial data

ETIM 8.0	EC000446
ETIM 7.0	EC000446
PU (SPU)	600 (60) pcs
Packaging type	Box
Country of origin	CH
GTIN	4066966102666
Customs tariff number	85369010000

### Environmental Product Compliance

RoHS Compliance Status	Compliant, No Exemption
------------------------	-------------------------

### Approvals / Certificates

#### General approvals



Approval	Standard	Certificate Name
CCA DEKRA Certification B.V.	EN 60998	NTR NL-7827
ENEC 05 DEKRA Certification B.V.	EN 60998	71-113253 REV.1
UL Underwriters Laboratories Inc.	UL 486C	E69654

#### Approvals for marine applications



Approval	Standard	Certificate Name
LR Lloyds Register	EN 60998	LR22207029TA

### Downloads

### Environmental Product Compliance

Compliance Search	
Environmental Product Compliance 221-2411	↓

## Documentation

Additional Information	
Technical Section	pdf 2142.18 KB ↓

## CAD/CAE-Data

CAD data	
2D/3D Models 221-2411	↓

CAE data	
EPLAN Data Portal 221-2411	↓

ZUKEN Portal 221-2411	↓
-----------------------	---

## 1 Compatible Products

### 1.1 Optional Accessories

#### 1.1.1 General accessories

##### 1.1.1.1 Moisture protection



**Item No.: 207-1375**  
Gelbox; Durchgangsverbindung; für Aderleitungen; mit Gel; Serie 221, max. 4mm<sup>2</sup>-Klemmen; ohne Verbindungsklemmen; Größe 3; grau



**Item No.: 207-1372**  
Gelbox; inline connection; for cables; with gel; 221 Series; max. 4 mm<sup>2</sup> connectors; without splicing connectors; Size 1; gray



**Item No.: 207-1373**  
Gelbox; inline connection; for cables; with gel; 221 Series; max. 4 mm<sup>2</sup> connectors; without splicing connectors; Size 2; gray

#### 1.1.2 Installation

##### 1.1.2.1 Mounting accessories



**Item No.: 221-2501**  
Mounting carrier with strain relief; 1-way; for inline splicing connector with lever; for screw mounting; gray



**Item No.: 221-2511**  
Mounting carrier with strain relief; 1-way; for inline splicing connector with lever; with snap-in mounting foot; gray



**Item No.: 221-2502**  
Mounting carrier with strain relief; 2-way; for inline splicing connector with lever; for screw mounting; gray



**Item No.: 221-2512**  
Mounting carrier with strain relief; 2-way; for inline splicing connector with lever; with snap-in mounting foot; gray



**Item No.: 221-2503**  
Mounting carrier with strain relief; 3-way; for inline splicing connector with lever; for screw mounting; gray



**Item No.: 221-2513**  
Mounting carrier with strain relief; 3-way; for inline splicing connector with lever; with snap-in mounting foot; gray



**Item No.: 221-2504**  
Mounting carrier with strain relief; 4-way; for inline splicing connector with lever; for screw mounting; gray



**Item No.: 221-2514**  
Mounting carrier with strain relief; 4-way; for inline splicing connector with lever; with snap-in mounting foot; gray



**Item No.: 221-2505**  
Mounting carrier with strain relief; 5-way; for inline splicing connector with lever; for screw mounting; gray



**Item No.: 221-2515**  
Mounting carrier with strain relief; 5-way; for inline splicing connector with lever; with snap-in mounting foot; gray



**Item No.: 221-2521**  
Mounting carrier; 1-way; for inline splicing connector with lever; for screw mounting; gray



**Item No.: 221-2531**  
Mounting carrier; 1-way; for inline splicing connector with lever; with snap-in mounting foot; gray

### 1.1.2.1 Mounting accessories



**Item No.: 221-2522**

Mounting carrier; 2-way; for inline splicing connector with lever; for screw mounting; gray



**Item No.: 221-2532**

Mounting carrier; 2-way; for inline splicing connector with lever; with snap-in mounting foot; gray



**Item No.: 221-2523**

Mounting carrier; 3-way; for inline splicing connector with lever; for screw mounting; gray



**Item No.: 221-2533**

Mounting carrier; 3-way; for inline splicing connector with lever; with snap-in mounting foot; gray



**Item No.: 221-2524**

Mounting carrier; 4-way; for inline splicing connector with lever; for screw mounting; gray



**Item No.: 221-2534**

Mounting carrier; 4-way; for inline splicing connector with lever; with snap-in mounting foot; gray



**Item No.: 221-2525**

Mounting carrier; 5-way; for inline splicing connector with lever; for screw mounting; gray



**Item No.: 221-2535**

Mounting carrier; 5-way; for inline splicing connector with lever; with snap-in mounting foot; gray



**Item No.: 209-123**

Mounting foot with screw; can be screwed on terminal blocks with fixing flange; 6.4 mm wide; gray



**Item No.: 209-1116**

Mounting foot with screw; for DIN-15 rail; can be screwed on terminal blocks with fixing flange; 6.5 mm wide; gray



**Item No.: 209-120**

Mounting foot; can be snapped on terminal blocks with snap-in mounting foot; for mounting on relay-modules; 6.4 mm wide; gray



**Item No.: 209-1115**

Mounting foot; for DIN-15 rail; can be snapped on terminal blocks with snap-in mounting foot; 6.5 mm wide; gray

### 1.1.3 Marking

#### 1.1.3.1 Marking strip



**Item No.: 210-834**

Marking strips; on reel; 5 mm wide; plain; Self-adhesive; white

### Installation Notes

#### Conductor termination




Push up the lever to open the clamping unit and insert the conductor.




Push the lever back down.

#### Installation




Place the inline splicing connector on the carrier in front of the mounting position.




Push the connector to the center position until it snaps into place.


Application



Perfect for test setups



Simple extension of lines



Lighting connection in suspended ceilings



Multi-pole, fixed lighting fixture wiring