



45A Cooker Switches & Socket Outlets




The smooth modern lines of the Deco accessory plate will fit easily into traditional and contemporary designs alike.

Deco 45A Cooker Switches and socket outlets are designed to fit effortlessly with the range, with simple installation to enhance the décor of any area.

45A Cooker Switches & Socket Outlets

Product Range

Finish Comparison



Antique Brass (AB)



Polished Brass (BR)



Polished Chrome (CH)



Satin Chrome (SC)



Satin Brass (SB)



Black Nickel (BN)



Pearl Nickel (PN)



Stainless Steel (SS)



Georgian Cast Brass (GCBR)

V1.0

45A Cooker Switches & Socket Outlets

Product Range

45A Cooker Switches & Socket Outlets (Red Rockers)

VP**200##	45A 1 Gang Single Cooker Switch
VP**201##	45A 1 Gang Single Cooker Switch with Neon
VP**202##	45A 2 Gang Single Cooker Switch
VP**203##	45A 2 Gang Single Cooker Switch with Neon
VP**204##	45A Cooker Switch with 13A Switched Socket
VP**205##	45A Cooker Switch with 13A Switched Socket & Neon



VPCH200BK



VPSB201WH



VPAB202BK



VPSS203WH



VPBN204BK



VPSC205WH

Errors & Omissions excluded. Specification is subject to change without notice. ** Denotes Plate Finish, ## Denotes Insert Colour

V1.0

Scolmore International Ltd, 1 Scolmore Park, Landsberg, Lichfield Road Ind. Estate, Tamworth, Staffordshire, B79 7XB

Telephone: 01827 63454

E-mail: sales@scolmore.com, technical@scolmore.com

Facsimile: 01827 63362

Website: www.scolmore.com

45A Cooker Switches & Socket Outlets

Product Range

'Ingot' 45A Cooker Switches & Socket Outlets

VP**500##	'Ingot' 45A 1 Gang Single Cooker Switch
VP**501##	'Ingot' 45A 1 Gang Single Cooker Switch with Neon
VP**502##	'Ingot' 45A 2 Gang Single Cooker Switch
VP**503##	'Ingot' 45A 2 Gang Single Cooker Switch with Neon
VP**504##	'Ingot' 45A Cooker Switch with 13A Switched Socket
VP**505##	'Ingot' 45A Cooker Switch with 13A Switched Socket & Neon



VPAB500BK



VPCH501WH



VPBN502BK



VPSC503WH



VPPN504BK



VPSS505WH

Errors & Omissions excluded. Specification is subject to change without notice. ** Denotes Plate Finish, ## Denotes Insert Colour.

V1.0

Scolmore International Ltd, 1 Scolmore Park, Landsberg, Lichfield Road Ind. Estate, Tamworth, Staffordshire, B79 7XB

Telephone: 01827 63454

E-mail: sales@scolmore.com, technical@scolmore.com

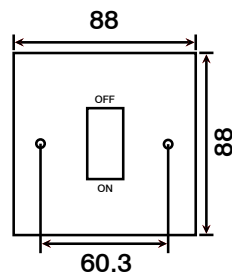
Facsimile: 01827 63362

Website: www.scolmore.com

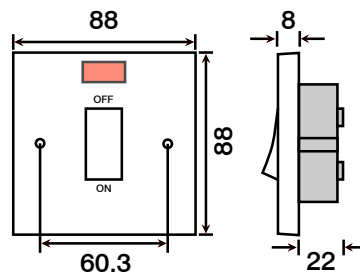
45A Cooker Switches & Socket Outlets

Product Dimensional Drawings (mm)

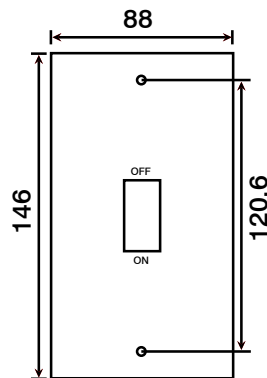
VP**200, 500



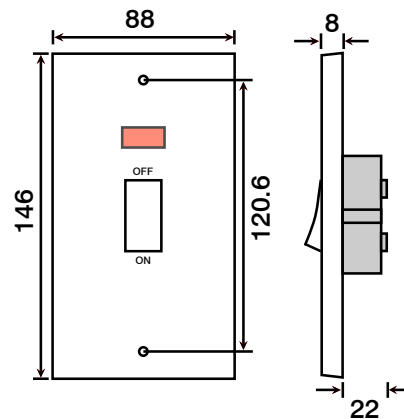
VP**201, 501



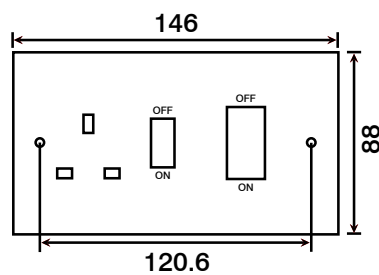
VP**202, 502



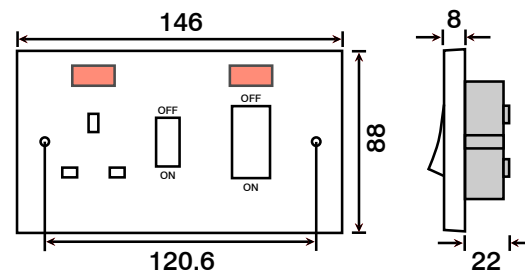
VP**203, 503



VP**204, 504



VP**205, 505



Errors & Omissions excluded. Specification is subject to change without notice. ** Denotes Plate Finish.

V1.0

Scolmore International Ltd, 1 Scolmore Park, Landsberg, Lichfield Road Ind. Estate, Tamworth, Staffordshire, B79 7XB

Telephone: 01827 63454

E-mail: sales@scolmore.com, technical@scolmore.com

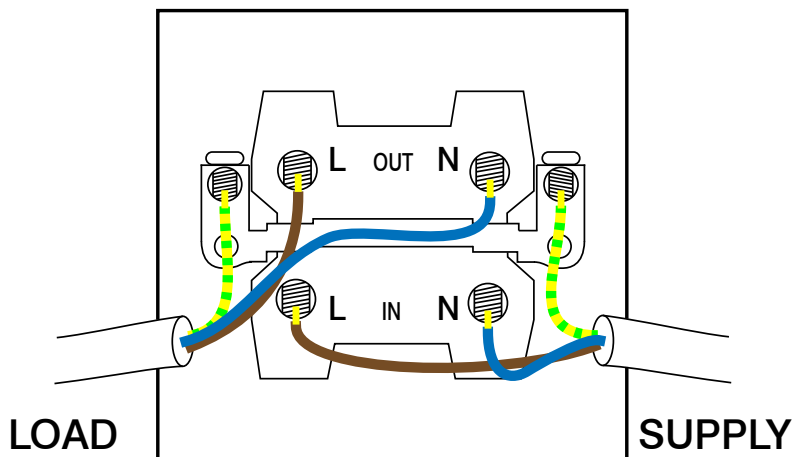
Facsimile: 01827 63362

Website: www.scolmore.com

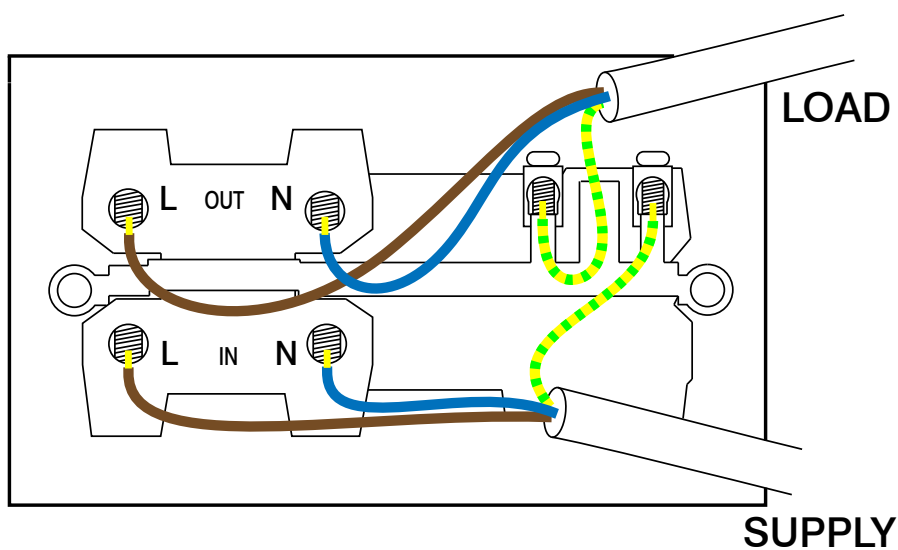
45A Cooker Switches & Socket Outlets

Wiring Diagrams

45A Cooker Switch



45A Cooker Switch with Socket



Errors & Omissions excluded. Specification is subject to change without notice.

V1.0

Scolmore International Ltd, 1 Scolmore Park, Landsberg, Lichfield Road Ind. Estate, Tamworth, Staffordshire, B79 7XB

Telephone: 01827 63454

E-mail: sales@scolmore.com, technical@scolmore.com

Facsimile: 01827 63362

Website: www.scolmore.com

45A Cooker Switches & Socket Outlets

Technical Specification

45A Cooker Switches & Socket Outlets

Material Composition	Front Plate: Stainless Steel
	Rear Housing: Urea
	Terminals: Brass
	Earth Strap: Mild Steel
	Terminal Screws: Steel & Yellow Passivated
	Silver "on-lay" Copper / Brass Contacts
Voltage	240V~ 50Hz
Current Rating	45A
Terminal Size	6.5mm \varnothing
Torque Value	2.5Nm
Cable Size	4 x 4mm ² , 3 x 6mm ² or 1 x 10mm ²
Double Pole	Yes
Twin Earth	Yes
Back Box Depth	35mm - 47mm
Warranty	10 Years
IP Rating	IP20
Operational Temperature	-5° to +40°C
Standards	The Low Voltage Directive 2006/95/EC EN 60669-1:1999 + A1:2002 + A2:2008 (BS EN 60669-1:2000) BS 4177:1992 + A1:1993, 2:1997, 3:2004, 4:2007 BS 1362-2 : 1995 + A4 : 2002

Additional Information

Ensure that the mains supply is isolated before commencing installation and refer to the circuit diagram with the relevant product.

Bare earth cables must always be covered with appropriate sleeving and wired to the earth terminal.



DECLARATION OF CONFORMITY

1. *Issuer Name* Scolmore International Limited
2. *Issuer Address* 1 Scolmore Park, Landsberg,
Lichfield Road Industrial Estate,
Tamworth, Staffordshire, B79 7XB
3. *Object(s) of Declaration* Deco Range
- a. *Group* 45A Switches & 45A Cooker Control Units
- b. *Model No.* VP-200, VP-201, VP-202, VP-203, VP-204, VP-205, VP-500, VP-501, VP-502,
VP-503, VP-504, VP-505

4. *The object of the declaration described above is in conformity with the requirements of the following Legislations:*

Document No	Title
2006/95/EC	Low Voltage Directive

5. *All products contained within the aforementioned comply with the relevant standards and requirements listed below.*

BS EN 60669-1 : 1999 + A1 : 2002 + A2 : 2008 (BS EN 60669-1 : 2000)
BS 4177: 1992 + AMD 1:1993, 2:1997, 3:2004, 4 : 2007
BS 1363-2 : 1995 + A4 : 2012

6. *I hereby declare that the equipment named above has been designed to comply with the relevant sections of the above referenced specifications. The unit complies with all applicable Essential Requirements of the Directives.*

In conjunction with the above all manufacture and process controls are in accordance with ISO 9001:2008

Signed, for and on behalf of: Scolmore International Limited

Steven Bettson BSc - Senior Technical Support Engineer

CE 13