



## ***20AX Switch Modules***




GRIDPRO<sup>®</sup> offers a comprehensive range of modules in multiple finishes to offer ultimate flexibility. The GRIDPRO<sup>®</sup> range will complement your existing Click installation, as the range was specifically designed to seamlessly match our existing ranges of Click<sup>®</sup> accessories.

**20AX Switch Modules**

**Product Range**

**Finish Comparison**



Antique Brass (AB)



Polished Brass (BR)



Black (BK)



Polished Chrome (CH)



Satin Chrome (SC)



Satin Brass (SB)



Polar White (PW)



Black Nickel (BN)



Pearl Nickel (PN)



Stainless Steel (SS)



Brushed Steel (BS)

## 20AX Switch Modules

### Product Range

#### 20AX Switch Modules

|                   |  |
|-------------------|--|
| <b>GM2001**##</b> | 20AX 1 Way Switch Module                 |
| <b>GM2002**##</b> | 20AX 2 Way Switch Module                 |
| <b>GM2003**##</b> | 20AX 2 Way Key Switch Module             |
| <b>GM2004**##</b> | 20AX 2 Way Retractive Switch Module      |
| <b>GM2014**##</b> | 20AX 2 Way Retractive Key Switch Module  |
| <b>GM2028**##</b> | 20AX Intermediate Switch Module          |
| <b>GM2029**##</b> | 20AX Intermediate Key Switch Module      |
| <b>GM2070**##</b> | 20AX 3 Position Switch Module            |
| <b>GM2075**##</b> | 20AX 3 Position Retractive Switch Module |



GM2001PW



GM2002BKAB



GM2003PWBS



GM2004BKCH



GM2014PWPN



GM2028BKSB



GM2029PWSS



GM2070BK



GM2075PWBR

Errors & Omissions excluded. Specification is subject to change without notice. \*\* Denotes Insert Colour, ## Denotes Module Finish

V1.0

Scolmore International Ltd, 1 Scolmore Park, Landsberg, Lichfield Road Ind. Estate, Tamworth, Staffordshire, B79 7XB

**Telephone:** 01827 63454

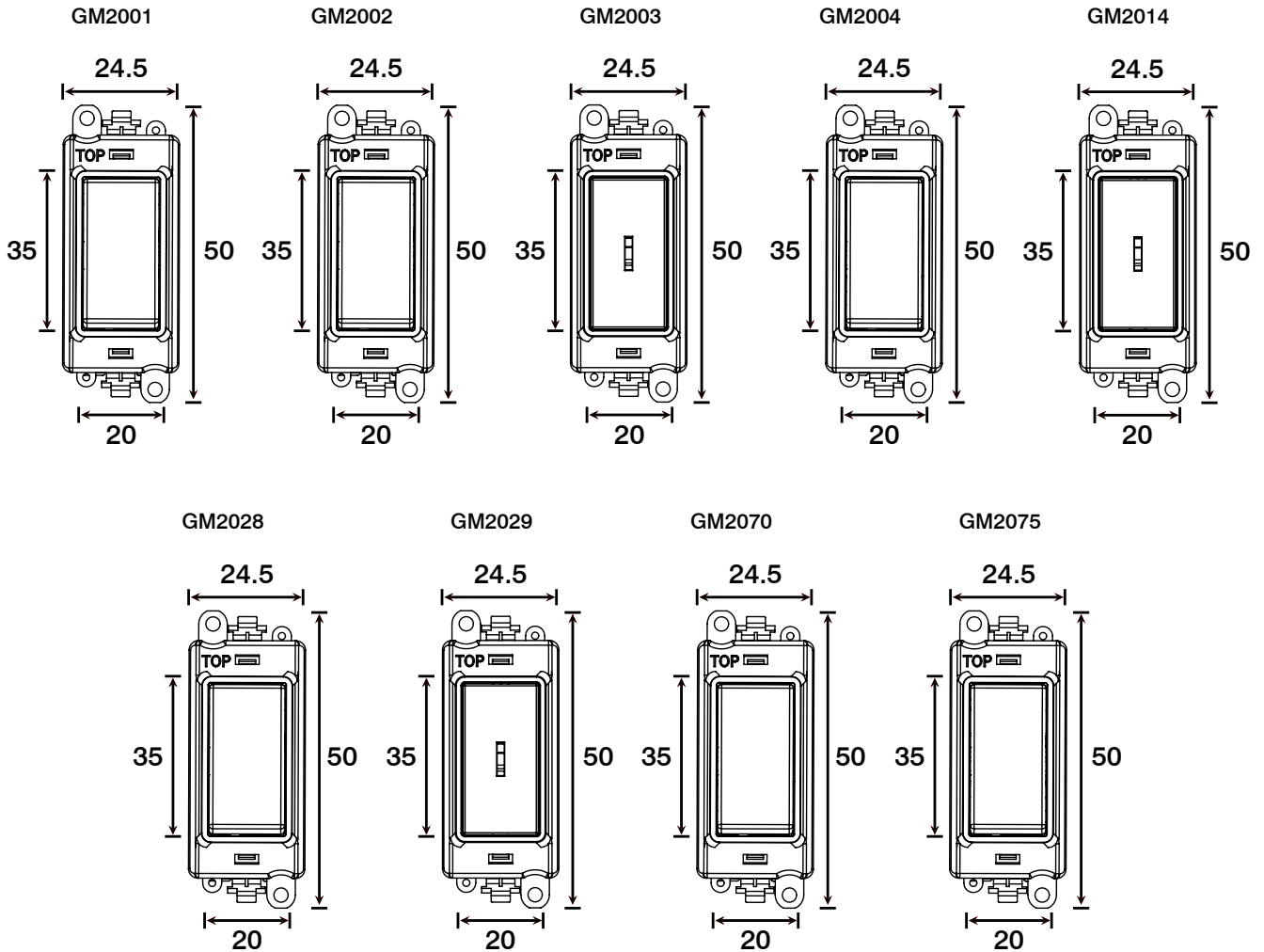
**E-mail:** sales@scolmore.com, technical@scolmore.com

**Facsimile:** 01827 63362

**Website:** www.scolmore.com

**20AX Switch Modules**

**Product Dimensional Drawings (mm)**



Errors & Omissions excluded. Specification is subject to change without notice.

V1.0

Scolmore International Ltd, 1 Scolmore Park, Landsberg, Lichfield Road Ind. Estate, Tamworth, Staffordshire, B79 7XB

**Telephone:** 01827 63454

**E-mail:** sales@scolmore.com, technical@scolmore.com

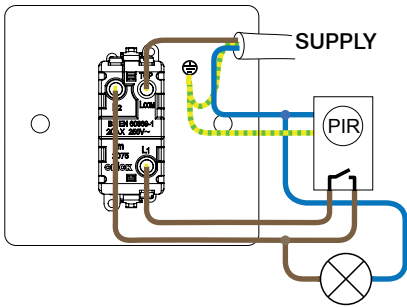
**Facsimile:** 01827 63362

**Website:** www.scolmore.com

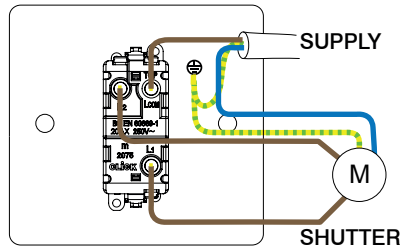
**20AX Switch Modules**

**Wiring Diagrams**

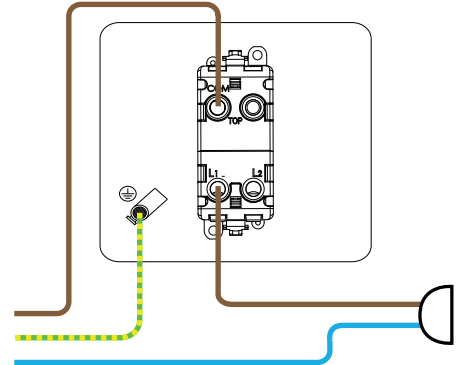
**3 Position Switch**



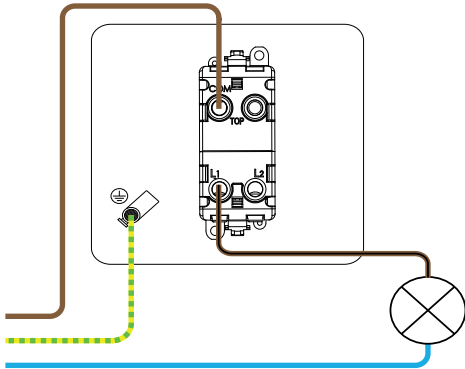
**3 Position Retractive Switch**



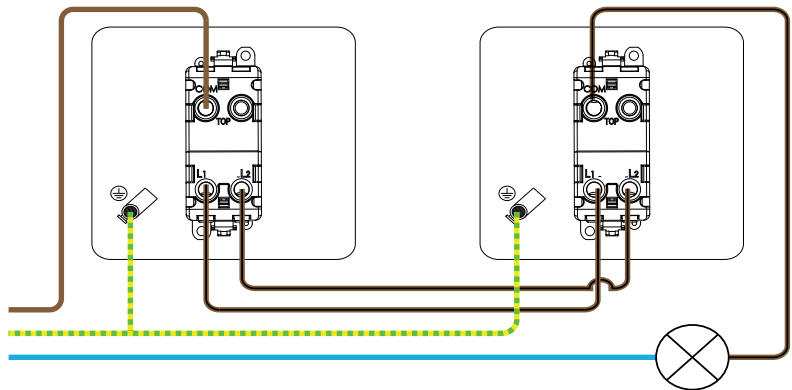
**Retractive Switched Circuit**



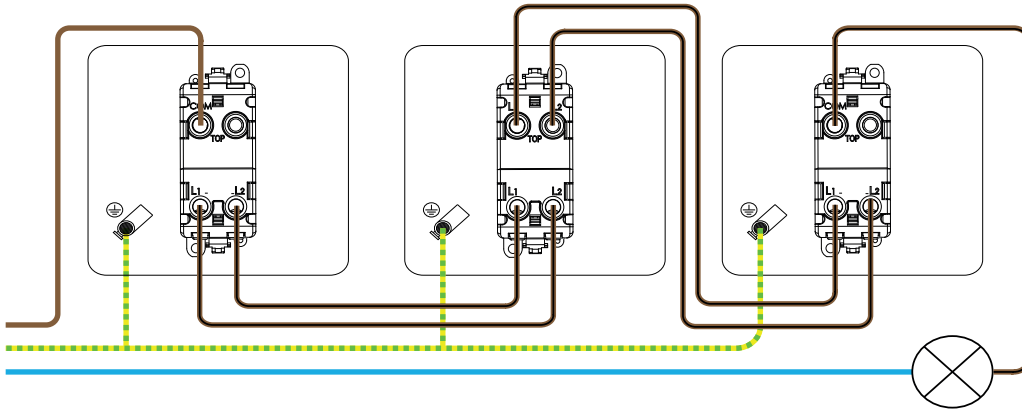
**1 Way Switched Circuit**



**2 Way Switched Circuit**



**Intermediate Switched Circuit**



## 20AX Switch Modules

### Technical Specification

#### 20AX Switch Modules

|                                 |   |
|---------------------------------|---|
| <b>Material Composition</b>     | Rocker Switch: Urea or Urea + Stainless Steel Cover (Ingot)<br>Cover, Insert & Rear Housing: Nylon<br>Terminals: Brass<br>Terminal Screws: Steel & Yellow Passivated<br>Silver “on-lay” Copper / Brass Contacts |
| <b>Voltage</b>                  | 250V~ 50Hz  |
| <b>Current Rating</b>           | 20AX (suitable for inductive loads)   |
| <b>Terminal Size</b>            | 5mm ø   |
| <b>Torque Value</b>             | 1.2Nm   |
| <b>Cable Size</b>               | 2 x 4mm <sup>2</sup> , 3 x 2.5mm <sup>2</sup> or 1 x 6mm <sup>2</sup>   |
| <b>Back Box Depth</b>           | 25mm - 47mm (Deco, Deco+, Mode, Polar)<br>35mm - 47mm (Define, Definity)  |
| <b>Modular</b>                  | Yes   |
| <b>Warranty</b>                 | 10 Years  |
| <b>Anti Microbial Certified</b> | Yes (Non Ingot Switches Only)   |
| <b>IP Rating</b>                | IP20  |
| <b>Operational Temperature</b>  | -5° to +40°C  |
| <b>Standards</b>                | The Low Voltage Directive 2014/35/EU<br>BS EN 60669-1:1999 + A1:2002 + A2:2008  |

### Additional Information

Ensure that the mains supply is isolated before commencing installation and refer to the circuit diagram supplied with the relevant product.

These products are rated at 20AX; therefore all terminals should not exceed the stated amperage.

Bare earth cables must always be covered with appropriate sleeving and wired to the earth terminal.

All white moulded accessories are manufactured using Urea Formaldehyde, which has similar inherent properties to antimicrobial additives that inhibit the growth of infectious diseases. All products were independently tested and achieved a 99.9% kill rate across all four types of the strains of bacteria - MRSA, E-Coli, Salmonella, and Klebsiella Pneumoniae.



EU DECLARATION OF CONFORMITY

1. *Issuer Name* Scolmore International Limited
2. *Issuer Address* 1 Scolmore Park, Landsberg,  
Lichfield Road Industrial Estate,  
Tamworth, Staffordshire, B79 7XB
3. *Object(s) of Declaration* GRID PRO Range
- a. *Group* 20AX Switch Modules
- b. *Model No.* GM2001, GM2002, GM2003, GM2004, GM2014, GM2028, GM2029,  
GM2070, GM2075

4. *The object of the declaration described above is in conformity with the requirements of the following Legislations:*

| Document No | Title                 |
|-------------|-----------------------|
| 2014/35/EU  | Low Voltage Directive |

5. *All products contained within the aforementioned comply with the relevant standards and requirements listed below.*

EN 60669-1:1999 + A1:2002 + A2:2008

6. *I hereby declare that the equipment named above has been designed to comply with the relevant sections of the above referenced specifications. The unit complies with all applicable Essential Requirements of the Directives.*

*In conjunction with the above all manufacture and process controls are in accordance with ISO 9001:2008.*

*This declaration has been issued under the sole responsibility of the manufacturer, signed at, for and on behalf of: Scolmore International Limited*

Ross Turner - Technical Support Engineer