



Dimmer Switches (Modular)



The smooth modern lines of the Define accessory plate will fit easily into traditional and contemporary designs alike.

Define dimmer switches are developed largely for use with Tungsten, Halogen and Low Voltage lamps. The dimmer switches are interchangeable with the dimmer modules used in the MINIGRID range.

Dimmer Switches (Modular)

Product Range

Finish Comparison



Brushed Steel (BS)



Black Nickel (BN)



Pearl Nickel (PN)



Polished Chrome (CH)



Stainless Steel (SS)

Dimmer Switches (Modular)

Product Range

Dimmer Switches For Tungsten, Halogen & Low Voltage

FP**140	1 Gang 2 Way 400W/Va Resistive/Inductive Dimmer Switch
FP**152	2 Gang 2 Way 400W/Va Resistive/Inductive Dimmer Switch
FP**153	3 Gang 2 Way 400W/Va Resistive/Inductive Dimmer Switch
FP**154	4 Gang 2 Way 400W/Va Resistive/Inductive Dimmer Switch



FPBS140



FPBN152



FPCH153



FPSS154

Dimmer Switches (Modular)

Product Range

Dimmer Mounting Plates & Knobs


FP**140PL	1 Gang 2 Way Unfurnished Dimmer Plate 650W Max (Single Plate)
FP**152PL	2 Gang 2 Way Unfurnished Dimmer Plate 800W Max (Single Plate)
FP**153PL	3 Gang 2 Way Unfurnished Dimmer Plate 1200W Max (Double Plate)
FP**154PL	4 Gang 2 Way Unfurnished Dimmer Plate 1600W Max (Double Plate)
FP**185	Single Unfurnished Dimmer Plate 1000W Max (Double Plate)
FP**186	Single Unfurnished Dimmer Plate 1630W Max (Double Plate)



VPCH140PL




VPCH152PL




FPBS153PL



FPBS154PL



FPSS185



FPBN186

Errors & Omissions excluded. Specification is subject to change without notice.** Denotes plate finish, 140PL, 152PL, 153PL, 154PL are only available in (CH) & (BS) finishes.

V1.0

Scolmore International Ltd, 1 Scolmore Park, Landsberg, Lichfield Road Ind. Estate, Tamworth, Staffordshire, B79 7XB

Telephone: 01827 63454

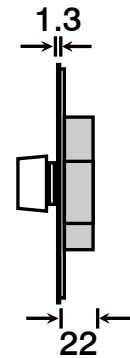
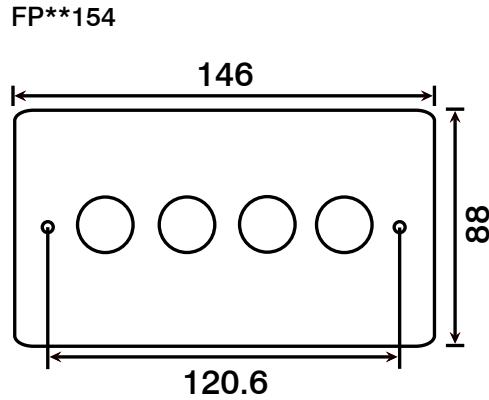
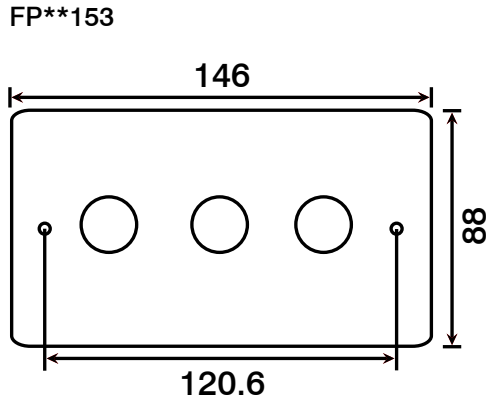
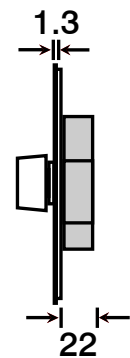
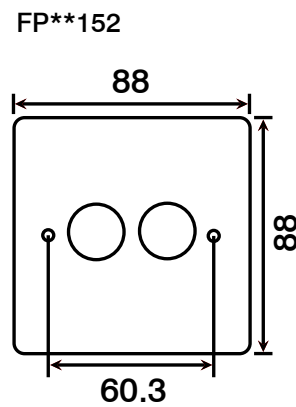
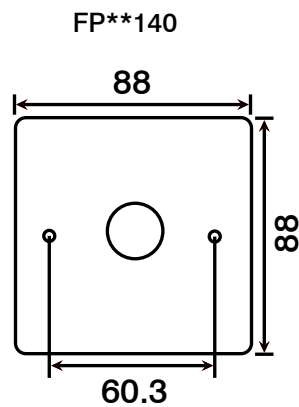
E-mail: sales@scolmore.com, technical@scolmore.com

Facsimile: 01827 63362

Website: www.scolmore.com

Dimmer Switches (Modular)

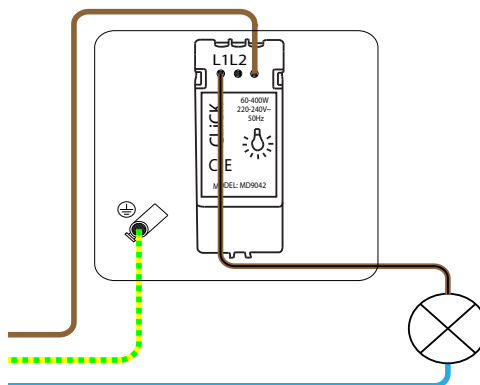
Product Dimensional Drawings (mm)



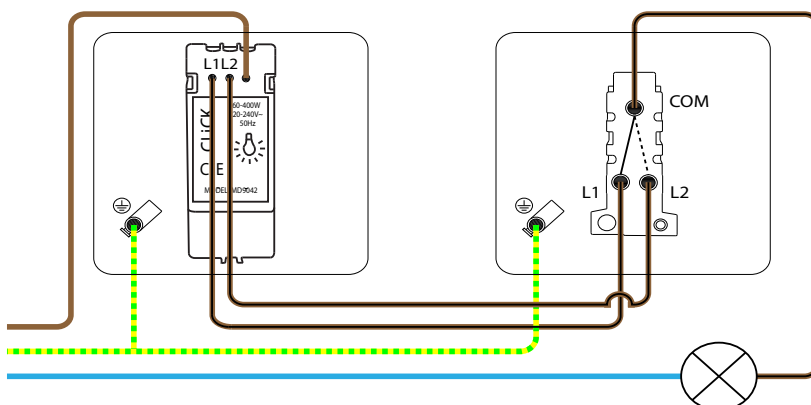
Dimmer Switches (Modular)

Wiring Diagrams

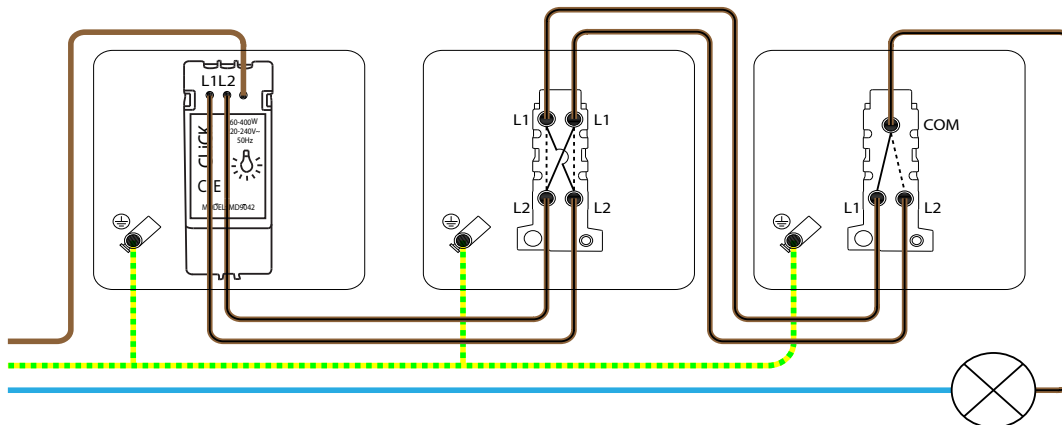
1 Way Switched Circuit



2 Way Switched Circuit



Intermediate Switched Circuit



Errors & Omissions excluded. Specification is subject to change without notice.

V1.0

Scolmore International Ltd, 1 Scolmore Park, Landsberg, Lichfield Road Ind. Estate, Tamworth, Staffordshire, B79 7XB

Telephone: 01827 63454

E-mail: sales@scolmore.com, technical@scolmore.com

Facsimile: 01827 63362

Website: www.scolmore.com

Dimmer Switches (Modular)**Technical Specification****Dimmer Switches For Tungsten, Halogen & Low Voltage**

Material Composition	Front Plate: Stainless Steel
	Rear Housing: Nylon
	Terminals: Brass
	Earth Strap: Mild Steel
	Terminal Screws: Steel & Yellow Passivated
	Silver “on-lay” Copper / Brass Contacts
Voltage	240V~ 50Hz
Load Types	Resistive / Inductive
Module Type	Leading Edge Technology
Terminal Size	3.5mm ø
Cable Size	2 x 1.5mm ²
Back Box Depth	35mm - 47mm
Modular	Yes (MD9001, MD9010, MD9022, MD9042)
Warranty	10 Years (Electronic Parts 1 Year)
IP Rating	IP20
Operational Temperature	-5° to +40°C
Standards	The Low Voltage Directive 2006/95/EC
	BS EN 60669-2-1 : 2000 +A1
	EN 61000 : 1995 + A1, EN 55015 : 2000 + A1

Additional Information

We recommend using branded tungsten halogen lamps that incorporate internal fuses. The use of inferior, non-branded lamps may require the nominal rating of the dimmer to be reduced.

When dimming low voltage lighting, this dimmer must be used with dimmable, leading edge transformers only. Always check compatibility prior to installation and if in doubt, seek advice with transformer manufacturer.

Ensure that the mains supply is isolated before commencing installation and refer to the circuit diagram supplied with the relevant product.

We DO NOT recommend mixing electronic and magnetic transformers on the same dimmer switch.

DECLARATION OF CONFORMITY

1. *Issuer Name* Scolmore International Limited
2. *Issuer Address* 1 Scolmore Park, Landsberg,
Lichfield Road Industrial Estate,
Tamworth, Staffordshire, B79 7XB
3. *Object(s) of Declaration* Define Range
 - a. *Group* Dimmers
 - b. *Model No.* FP-140, FP-152, FP-153, FP-154
4. *The object of the declaration described above is in conformity with the requirements of the following Legislations:*

Document No	Title
2006/95/EC	Low Voltage Directive

5. *All products contained within the aforementioned comply with the relevant standards and requirements listed below.*

EN 55015 : 2000 +A1
EN 61000 : 1995 +A1
BS EN 60669-2-1 : 2000

6. *I hereby declare that the equipment named above has been designed to comply with the relevant sections of the above referenced specifications. The unit complies with all applicable Essential Requirements of the Directives.*

In conjunction with the above all manufacture and process controls are in accordance with ISO 9001:2008

Signed, for and on behalf of: Scolmore International Limited



Steven Bettson BSc - Senior Technical Support Engineer

CE 10