



## 10AX Toggle Switches



The smooth modern lines of the Define accessory plate will fit easily into traditional and contemporary designs alike.

Define Toggle switches are developed largely as a modular range and are interchangeable with other Toggle Switch modules in the CLICK MINIGRID Module range.

**10AX Toggle Switches**

**Product Range**

**Finish Comparison**



**Brushed Steel (BS)**



**Black Nickel (BN)**



**Pearl Nickel (PN)**



**Polished Chrome (CH)**



**Stainless Steel (SS)**

## 10AX Toggle Switches

### Product Range

#### 10AX Toggle Switches

<b>FP**421</b>	10AX 1 Gang 2 Way Toggle Switch
<b>FP**422</b>	10AX 2 Gang 2 Way Toggle Switch
<b>FP**423</b>	10AX 3 Gang 2 Way Toggle Switch
<b>FP**424</b>	10AX 4 Gang 2 Way Toggle Switch



FPPN421



FPBS422



FPBN423



FPCH424

Errors & Omissions excluded. Specification is subject to change without notice. \*\* Denotes Plate Finish, ## Denotes Module Finish

V1.0

Scolmore International Ltd, 1 Scolmore Park, Landsberg, Lichfield Road Ind. Estate, Tamworth, Staffordshire, B79 7XB

**Telephone:** 01827 63454

**E-mail:** sales@scolmore.com, technical@scolmore.com

**Facsimile:** 01827 63362

**Website:** www.scolmore.com

**10AX Toggle Switches**

**10AX Intermediate Toggle Switch Module**

**MD9125\*\***

**10AX Intermediate Toggle Switch Module**

**Module Finish**

**Plate Finish**

**CH - Chrome**

Chrome

**PN - Pearl Nickel**

Pearl Nickel, Brushed Steel & Stainless Steel

**BN - Black Nickel**

Black Nickel



MD9125CH



MD9125PN



MD9125BN

Errors & Omissions excluded. Specification is subject to change without notice. \*\* Denotes Module Finish, Not interchangeable with Dimmers or other MiniGrid modules.

V1.0

Scolmore International Ltd, 1 Scolmore Park, Landsberg, Lichfield Road Ind. Estate, Tamworth, Staffordshire, B79 7XB

**Telephone:** 01827 63454

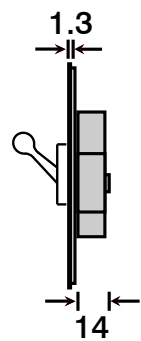
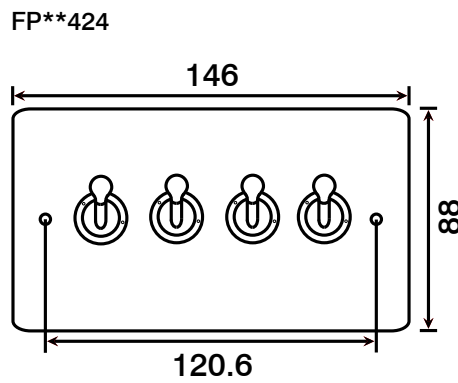
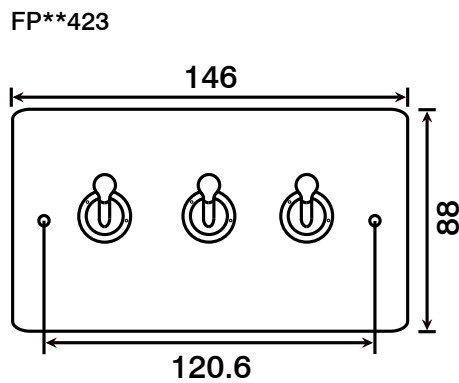
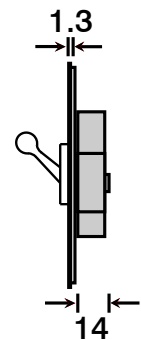
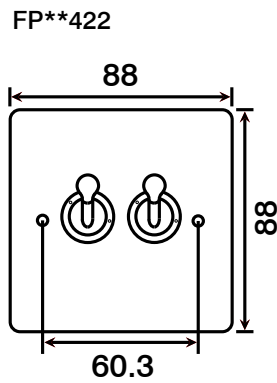
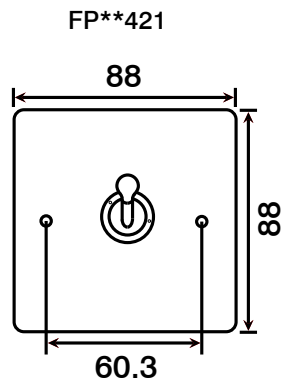
**E-mail:** sales@scolmore.com, technical@scolmore.com

**Facsimile:** 01827 63362

**Website:** www.scolmore.com

**10AX Toggle Switches**

**Product Dimensional Drawings (mm)**

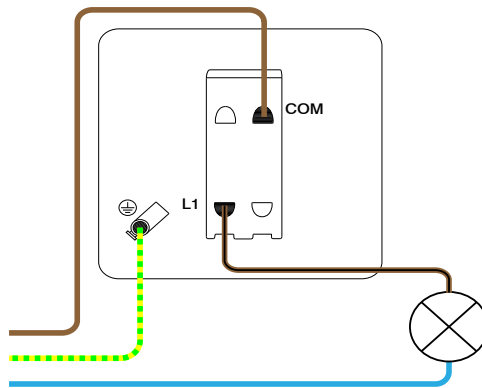


Errors & Omissions excluded. Specification is subject to change without notice. \*\* Denotes Plate Finish

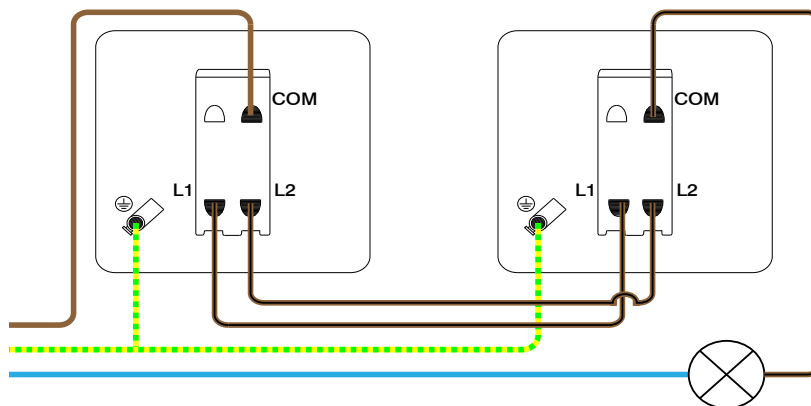
**10AX Toggle Switches**

**Wiring Diagrams**

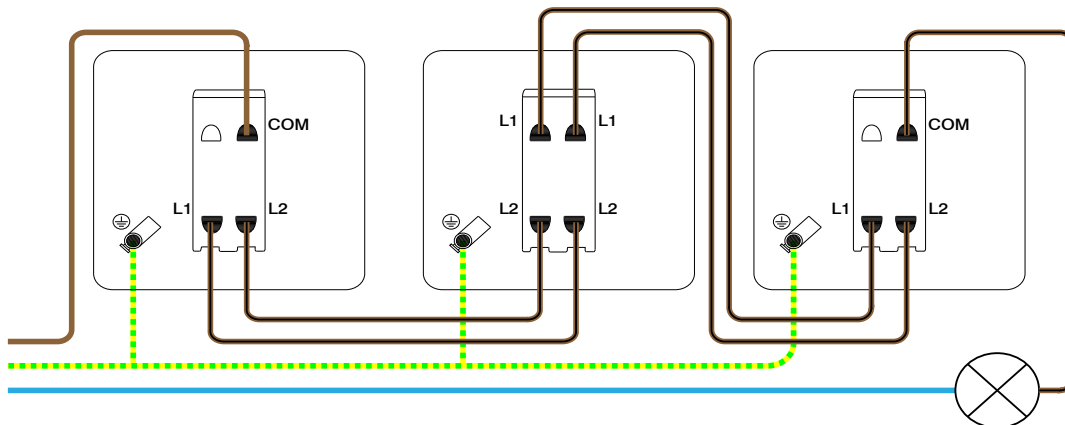
**1 Way Switched Circuit**



**2 Way Switched Circuit**



**Intermediate Switched Circuit**



Errors & Omissions excluded. Specification is subject to change without notice.

V1.0

**10AX Toggle Switches****Technical Specification****10AX Toggle Switches**

<b>Material Composition</b>	Front Plate: Stainless Steel
	Rear Housing: Nylon
	Terminals: Brass
	Earth Strap: Mild Steel
	Terminal Screws: Steel & Yellow Passivated
	Silver “on-lay” Copper / Brass Contacts
<b>Voltage</b>	240V~ 50Hz
<b>Current Rating</b>	10AX (suitable for inductive loads)
<b>Terminal Size</b>	4.9mm x 4.1mm
<b>Torque Value</b>	1.2Nm
<b>Cable Size</b>	4 x 1.5mm <sup>2</sup> or 2 x 2.5mm <sup>2</sup>
<b>Back Box Depth</b>	25mm - 47mm
<b>Modular</b>	Yes (Toggle switches only)
<b>Warranty</b>	10 Years
<b>IP Rating</b>	IP20
<b>Operational Temperature</b>	-5° to +40°C
<b>Standards</b>	The Low Voltage Directive 2006/95/EC BS EN 60669-1:1999 + A1:2002 + A2:2008

**Additional Information**

Ensure that the mains supply is isolated before commencing installation and refer to the circuit diagram with the relevant product.

Bare earth cables must always be covered with appropriate sleeving and wired to the earth terminal.

Interchangeable with toggle switches in the MINIGRID system.





## DECLARATION OF CONFORMITY

1. *Issuer Name* Scolmore International Limited
2. *Issuer Address* 1 Scolmore Park, Landsberg,  
Lichfield Road Industrial Estate,  
Tamworth, Staffordshire, B79 7XB
3. *Object(s) of Declaration* Define Range
  - a. *Group* Toggle Switches
  - b. *Model No.* FP-421, FP-422, FP-423, FP-424
4. *The object of the declaration described above is in conformity with the requirements of the following Legislations:*

Document No	Title
2006/95/EC	Low Voltage Directive

5. *All products contained within the aforementioned comply with the relevant standards and requirements listed below.*

EN 60669-1:1999 + A1:2002 + A2:2008

6. *I hereby declare that the equipment named above has been designed to comply with the relevant sections of the above referenced specifications. The unit complies with all applicable Essential Requirements of the Directives.*

*In conjunction with the above all manufacture and process controls are in accordance with ISO 9001:2008*

Signed, for and on behalf of: Scolmore International Limited



Steven Bettson BSc - Senior Technical Support Engineer

# CE 13