



Dimmer Switches (Modular)



The smooth contemporary curves of the Deco Plus range are available in seven finishes to compliment any room.

Deco Plus dimmer switches are developed largely for use with Tungsten, Halogen and Low Voltage lamps. The dimmer switches are interchangeable with the dimmer modules used in the MINIGRID range.

Dimmer Switches (Modular)

Product Range

Finish Comparison



Antique Brass (AB)



Polished Brass (BR)



Polished Chrome (CH)



Satin Chrome (SC)



Satin Brass (SB)



Black Nickel (BN)



Stainless Steel (SS)

Dimmer Switches (Modular)

Product Range

Dimmer Switches For Tungsten, Halogen & Low Voltage

DP**140	1 Gang 2 Way 400W/Va Resistive/Inductive Dimmer Switch
DP**152	2 Gang 2 Way 400W/Va Resistive/Inductive Dimmer Switch
DP**153	3 Gang 2 Way 400W/Va Resistive/Inductive Dimmer Switch
DP**154	4 Gang 2 Way 400W/Va Resistive/Inductive Dimmer Switch



DPCH140



DPSC152



DPBN153



DPBR154

Dimmer Switches (Modular)

Product Range

Dimmer Mounting Plates & Knobs


DP**140PL	1 Gang 2 Way Dimmer Plate 650W Max (Single Plate)
DP**152PL	2 Gang 2 Way Dimmer Plate 800W Max (Single Plate)
DP**153PL	3 Gang 2 Way Dimmer Plate 1200W Max (Double Plate)
DP**154PL	4 Gang 2 Way Dimmer Plate 1600W Max (Double Plate)
DP**185	Single Dimmer Plate 1000W Max (Double Plate)
DP**186	Single Dimmer Plate 1630W Max (Double Plate)



DPCH140PL



DPCH152PL




DPSC153PL



DPSC154PL



DPSS185



DPBN186

Errors & Omissions excluded. Specification is subject to change without notice. ** Denotes Plate Finish, 140PL, 152PL, 153PL, 154PL are only available in (CH) & (SC) finishes.

V1.0

Scolmore International Ltd, 1 Scolmore Park, Landsberg, Lichfield Road Ind. Estate, Tamworth, Staffordshire, B79 7XB

Telephone: 01827 63454

E-mail: sales@scolmore.com, technical@scolmore.com

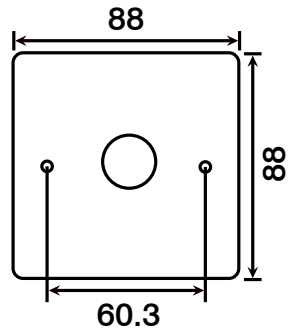
Facsimile: 01827 63362

Website: www.scolmore.com

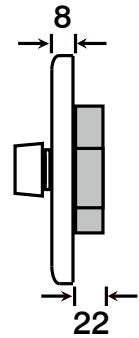
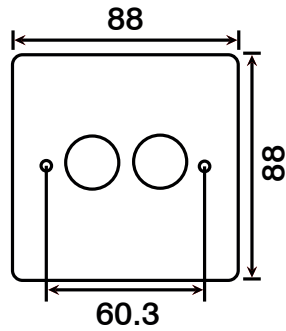
Dimmer Switches (Modular)

Product Dimensional Drawings (mm)

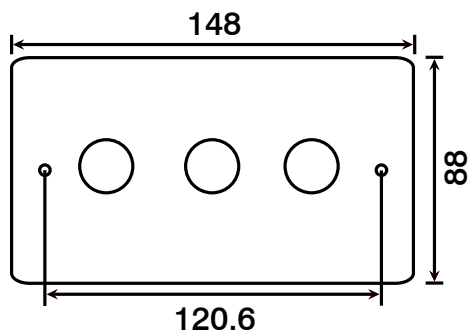
DP**140



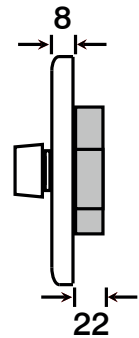
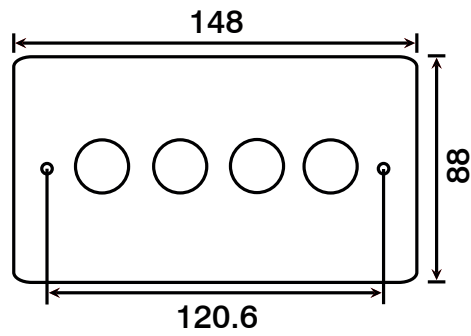
DP**152



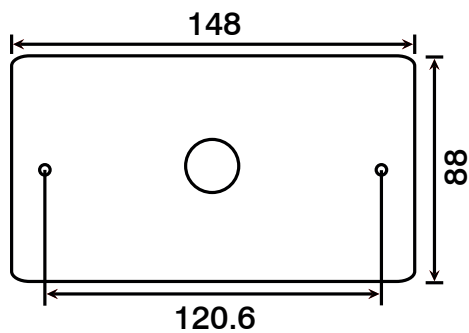
DP**153



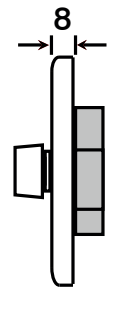
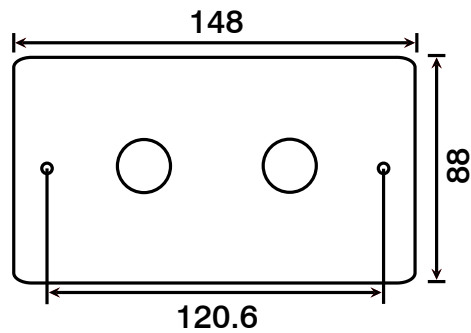
DP**154



DP**185



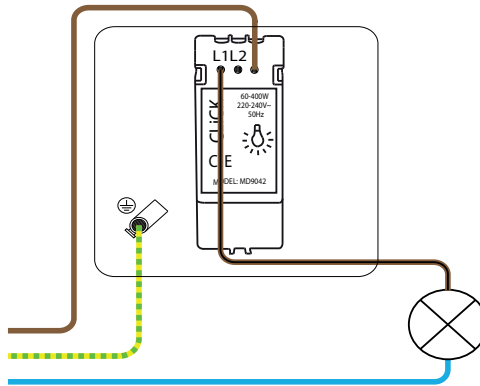
DP**186



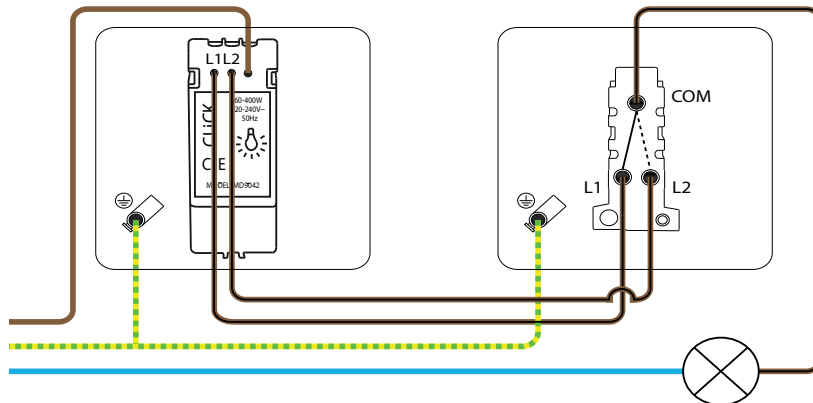
Dimmer Switches (Modular)

Wiring Diagrams

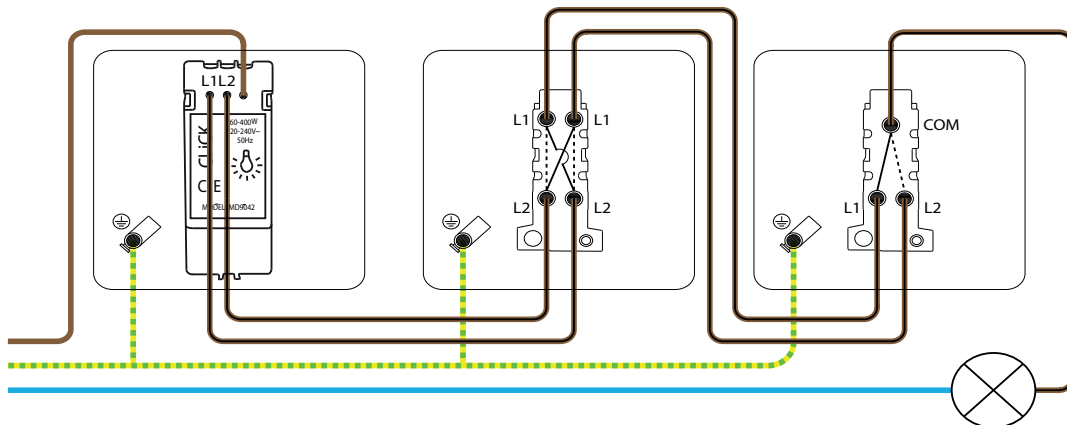
1 Way Switched Circuit



2 Way Switched Circuit



Intermediate Switched Circuit



Dimmer Switches (Modular)

Technical Specification

Dimmer Switches For Tungsten, Halogen & Low Voltage

Material Composition	Front Plate: Stainless Steel
	Rear Housing: Nylon
	Terminals: Brass
	Earth Strap: Mild Steel
	Terminal Screws: Steel & Yellow Passivated
	Silver “on-lay” Copper / Brass Contacts
Voltage	240V~ 50Hz
Load Types	Resistive / Inductive
Module Type	Leading Edge Technology
Terminal Size	3.5mm ø
Cable Size	2 x 1.5mm ²
Back Box Depth	35mm - 47mm
Modular	Yes (MD9001, MD9010, MD9022,MD9042)
Warranty	10 Years (Electronic Parts 1 Year)
IP Rating	IP20
Operational Temperature	-5° to +40°C
Standards	The Low Voltage Directive 2014/35/EC BS EN 60669-2-1 : 2000 +A1 EN 61000 : 1995 + A1, EN 55015 : 2000 + A1

Additional Information

We recommend using branded tungsten halogen lamps that incorporate internal fuses. The use of inferior, non-branded lamps may require the nominal rating of the dimmer to be reduced.

When dimming low voltage lighting, this dimmer must be used with dimmable, leading edge transformers only. Always check compatibility prior to installation and if in doubt, seek advice with transformer manufacturer.

Ensure that the mains supply is isolated before commencing installation and refer to the circuit diagram supplied with the relevant product.

We DO NOT recommend mixing electronic and magnetic transformers on the same dimmer switch.



EU DECLARATION OF CONFORMITY

1. *Issuer Name* Scolmore International Limited
2. *Issuer Address* 1 Scolmore Park, Landsberg,
Lichfield Road Industrial Estate,
Tamworth, Staffordshire, B79 7XB
3. *Object(s) of Declaration* Deco Plus Range
- a. *Group* Dimmer Switches
- b. *Model No.* DP-140, DP-152, DP-153, DP-154
4. *The object of the declaration described above is in conformity with the requirements of the following Legislations:*
- | Document No | Title |
|-------------|-----------------------|
| 2014/35/EC | Low Voltage Directive |

5. *All products contained within the aforementioned comply with the relevant standards and requirements listed below.*

EN 55015 : 2000 +A1
EN 61000 : 1995 +A1
BS EN 60669-2-1 : 2000

6. *I hereby declare that the equipment named above has been designed to comply with the relevant sections of the above referenced specifications. The unit complies with all applicable Essential Requirements of the Directives.*

In conjunction with the above all manufacture and process controls are in accordance with ISO 9001:2008.

This declaration has been issued under the sole responsibility of the manufacturer, signed at, for and on behalf of: Scolmore International Limited

R Turner

Ross Turner - Technical Support Engineer