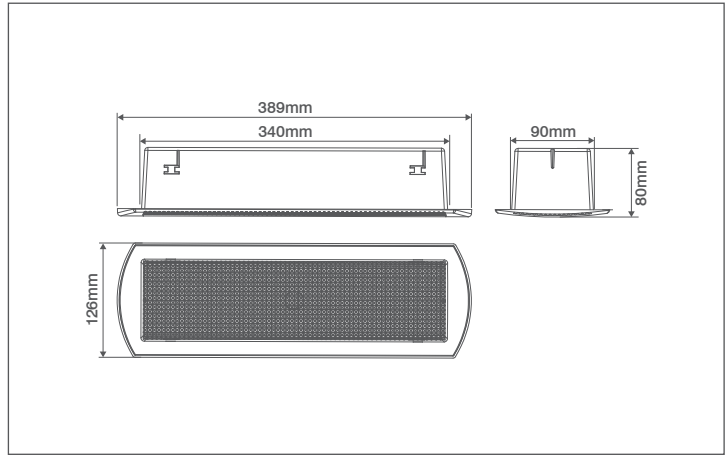



Product Code: OVEM9411

Description: 4W Emergency LED Maintained Flush Bulkhead



### General Information

Dimensions	389mm (L) x 126mm (W) x 80mm (D)
Materials	Housing: Polycarbonate Diffuser: Polycarbonate
Finish	White
Weight	0.76Kg
Cutout	340mm x 90mm
Ingress Protection	IP20
Warranty	4 Years

### Luminaire Output

Colour Temperature	5500K
LED Lifetime (L70)	30,000 Hours
Beam Angle	100°
Typical Luminous Flux	187lm
Emergency Luminous Flux	140lm

### Supply & Power

Input Voltage & Frequency	220-240V ~ 50/60Hz
Electrical Safety	Class II (Double Insulated)
Input Power	4W
Operation Mode	Maintained or Non-maintained
Ambient Temperature (Ta)	0°C - +40°C
Critical Temperature	+70°C
Cable Entry	Rear 20mm Entry

### Emergency Information

Emergency Duration	3 hours minimum
Charging Time	24 Hours
Battery Specification	3.6V 1800mAh Ni-Cd Battery - Parallel

### Replacement Battery

OVEMB3618NCP	3.6V 1800mAh Ni-Cd Battery - Parallel
--------------	---------------------------------------

### Escape Route (1 Lux Min.)

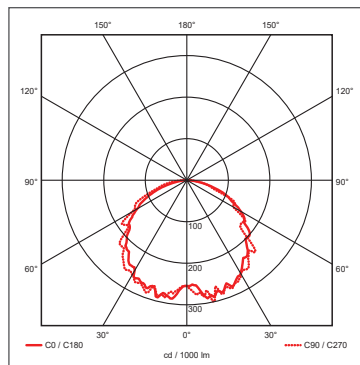
Mounting Height	Axial/Wall	Axial/Axial	Transverse/Axial	Transverse/Transverse	Transverse/Wall
2.0m	2.8	6.8	6.8	6.8	2.8
2.5m	3	7.9	7.9	7.9	3
3.0m	3.3	8.1	8.1	8.1	3.3

Illuminance values based on a maintenance factor of 0.8  
Photometric spacing data 1 Lux (centre to centre in metres on emergency escape routes)

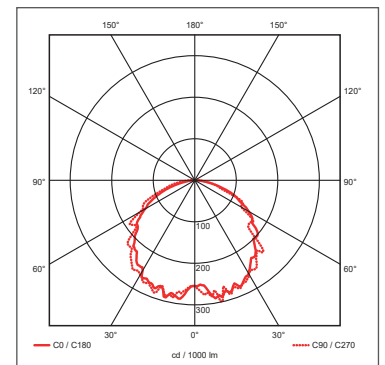
### Open Areas

Mounting Height	Axial/Wall	Axial/Axial	Transverse/Axial	Transverse/Transverse	Transverse/Wall
2.0m	2	6	6	6	2
2.5m	3	7	7	6	2.5
3.0m	3	7	7	6.5	3

Illuminance values based on a maintenance factor of 0.8



Main (AC)



Emergency (DC)

