


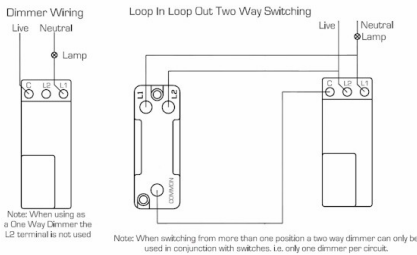
Code: 723X40

Hartland | HARTLAND RANGE | Resistive Leading Edge Push On/Off Rotary 2 Way Switching Dimmers

Product Image



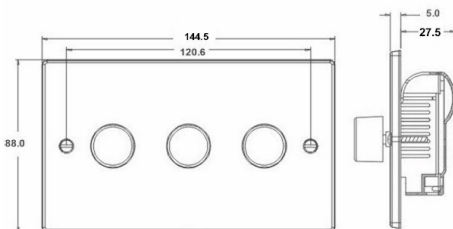
Wiring



Dimensions

Hamilton®
HARTLAND
3X40

Resistive Leading Edge Push On-Off Rotary
2 Way Switching Dimmer



Insert Type

3 gang 400w Resistive Leading Edge Push On/Off Rotary 2 Way Switching Dimmer

Insert Colour

Satin Brass

EAN13 Barcode

5017503229437

Commodity Code

85365015

Luckins TSI

385550592

Dimensions(Nominal)

Double: Height = 88.0mm Width = 144.5mm Depth = 5.0mm

Switched Poles

Single

Current Rating

1.66 Amps per gang

Voltage

230V AC

Maximum Load

400W resistive per gang

Mains Frequency

50Hz

IP Rating

IP2XD

Contact Gap Minimum

N/A

Terminal Capacity 1

2x1mm²

Terminal Capacity 2

2x1.5mm²

Earth Terminal Capacity 1

5x1mm²

Earth Terminal Capacity 2

4 x 1.5mm²

Earth Terminal Capacity 3

3 x 2.5mm²

Earth Terminal Capacity 4

1 x 4mm² Multi-strand

Earth Terminal Capacity 5

1 x 6mm²

Product Class 1

Face plate must be earthed

Ambient Operating Temperature

-5° to +40°C

Recommended Location

Internal Use Only

Maximum Installation Altitude

2000m

Standard/Approval

BS EN 60669-2-1

Additional Notes

Tungsten filament GU10 lamps must be branded with a fuse base. When using mains voltage halogen lamps-dimmers should be de-rated by 25%. When dimming LED lamps de-rated by 75% - please contact our Technical for compatibility.

R Hamilton & Co Ltd, Unit 10 Carrick Business Centre,
4-5 Bonville Road, Brislington, Bristol, BS4 5NZ

T: +44 (0)1747 860088

E: info@hamilton-litestat.com | W: www.hamilton-litestat.com

All accessories are manufactured under an accredited BS EN ISO 9001:2015 Quality Management System. It is the policy of the company to improve products as part of our development programme. Therefore, we reserve the right to alter designs and dimensions without prior notice. Illustrations and diagrams are reproduced within the limitations of reproduction and printing process and are not binding. Due to manufacturing processes we cannot guarantee an exact colour match and shadings of certain finishes. This datasheet was generated on 2/28/2023 11:45:20 AM E&OE