






collingwood

01604 495 151
collingwoodlighting.com

-  collingwoodled
-  /collingwoodlighting
-  collingwoodlighting

GL040

2W, 215lm ground light

Features

IK rating	IK08
IP rating	IP68
CSP Switchable	Fixed colour
Walk Over / Drive Over	Walk over
LED Lifetime	70,000h L70
SDCM	3 SDCM

Installation information

Cut Out Size	Ø 70mm
UK Bathroom Zone	0
Construction Material	Brass
Weight	0.6
Maximum Ambient Temperature	35°C
Electric Class (1, 2, 3)	3

Guarantee

7 year extended warranty

Features & benefits

- 2W at 350mA or 700mA
- Baffled for low glare and visual comfort
- Low voltage groundlight
- Single LED and lens combination for maximum efficiency and optimal light distribution
- Marine grade stainless steel 316 or antique brass
- Long lifetime of 70,000hrs
- 7 year warranty

Photometrics @ 25°C

	Colour	Beam	350mA				700mA			
			W	lm	lm/W	lx @ 1m	W	lm	lm/W	lx @ 1m
GL040ANBX27	2700K	12°	2.2W	290	132	3096	4.6W	515	112	5499
GL040ANBX30	3000K	12°	2.2W	300	136	3203	4.6W	520	113	5552
GL040AWBX27	2700K	40°	2.2W	290	132	562	4.6W	515	112	998
GL040AWBX30	3000K	40°	2.2W	300	136	581	4.6W	520	113	1008

Wiring information

Cable / Flying Lead	1m (H05RN-F) rubberised cable (outside diameter: 6mm)
Type of Wiring Required	Series

LED drivers

PLR/350 1-5	220-240V	N/A	N/A	N/A	1	3
PLD UNI-DRIVE 350MA	N/A	N/A	N/A	N/A	1	8
PLD UNI-DRIVE 700MA	N/A	N/A	Yes (1-10V)	N/A	1	7

Accessories

JB2 / JB4 / JB6	IP68 Boxes	Sold Separately
TUBE/68	Installation tube	Sold Separately
PDC/GRID DIMMER	Grid dimmer kit for multiple fitting types	Sold Separately
CW Smart	Compatible Smart System	Sold Separately
GLA01	Converter plate	Sold Separately

Beam angles: 12° 40°

