

NexusStorm

A range of IP rated accessories designed to protect the potentially dangerous electricity supply in the most arduous of conditions



Features



Robust, high impact UV stable housing



Ergonomic design, see through cover on switched sockets shows power indication



Stay open socket cover



Multiple gland entry positions



Angled in-line colour coded captive terminals



20 AX Switches



13 Amp Sockets



RCD Protection



IP Accessories

Nexus Storm

20 AMP 20AX SWITCHES

| Catalogue Number | Description | Carton Qty |
|------------------|---|------------|
| WP12 | 1 gang, 2 way | 10 |
| WP42 | 2 gang, 2 way | 10 |
| WP14 | 1 gang, 2 way retractive, printed "PRESS" | 10 |
| WP30 | 1 gang, double pole | 10 |

- IP66 Rated
- Switches manufactured to BS EN 60669-1
- Customer configurable - switch modules can be interchanged with others from the Grid Range



13 AMP SOCKET OUTLETS

| Catalogue Number | Description | Carton Qty |
|------------------|--|------------|
| WP21 | 1 gang 13 amp double pole switched socket | 10 |
| WP22 | 2 gang 13 amp double pole switched socket | 10 |
| WP23 | 1 gang 13 amp unswitched socket | 10 |
| WP24 | 2 gang 13 amp unswitched socket | 10 |
| WP22RCD | 2 gang 13 amp RCD switched socket (latching) | 10 |

- IP66 Rated with plug in use
- 13A sockets manufactured to BS 1363-2
- RCD socket manufactured to BS 7288. Latching type, 30mA trip current, 40mS trip
- Customer configurable - housing will accept accessories from the Nexus Moulded, Metal, Grid and Euro-module ranges (Grid and Euro-module exclude Screwless Flatplate, Metal clad and Brass georgian)



WP22



WP21



WP22RCD

OUTDOOR POWER KIT

| Catalogue Number | Description | Carton Qty |
|------------------|---|------------|
| WP22KIT/3 | 2 gang 13 amp switched socket with 3m flex and RCD plug | 10 |

- IP66 Rated with plug in use
- Easy to install outdoor socket
- Pre-wired 2g 13A Switched Socket manufactured to BS 1363-2
- 3m Cable with prepared wires to plug
- Easy to wire RCD plug, non-latching, 30mA trip current, 40mS trip
- For temporary installation only



WP22KIT/3



WPJB

JUNCTION BOX

| Catalogue Number | Description | Carton Qty |
|------------------|---|------------|
| WPJB | Junction box with 5 pole terminal block | 10 |

- IP66 rated
- Multiple knockout - 1 on rear and three sides, 2 on one side
- 5 pole terminal block
- 10mm² wire capacity



WP53

WP55RCD

13 AMP FUSED CONNECTION UNITS

| Catalogue Number | Description | Carton Qty |
|------------------|--|------------|
| WP53 | 13 amp fused connection unit with power neon indicator | 10 |
| WP55RCD | 13 amp RCD protection fused connection unit (latching) | 10 |

- IP66 rated
- Flexible membrane allows switching without opening unit
- Visible indication of power status through see-through cover
- FCU manufactured to BS1363-4
- RCD manufactured to BS7288. Latching type, 30mA trip current, 40mS trip speed



WP2GEC

WP1GEC

EMPTY ENCLOSURES

| Catalogue Number | Description | Carton Qty |
|------------------|------------------|------------|
| WP1GEC | Single enclosure | 10 |
| WP2GEC | Double enclosure | 10 |

- IP66 rated weatherproof enclosures (IP rated when in use)
- Suitable for all products in the Nexus Moulded, Grid, Euro Module or Nexus Metal ranges (*20A Switches and Fused Connection Units with bottom flex outlet not suitable for use)
- Provides the ability to self-configure to suit the application

EXAMPLE CONFIGURATION OPTIONS:

Cooker control socket



WP2GEC fitted with 870

Data socket



WP1GEC fitted with 8RJ451

4 gang switch



WP2GEC fitted with 844

Fused connection unit



WP1GEC fitted with 852

Nexus Storm

COMPACT JUNCTION BOXES

| Catalogue Number | Description | Carton Qty |
|------------------|----------------------------------|------------|
| THK200C1E00 | Teebox kit IP54 in black, 3 pole | 25 |
| THK200C2E | Teebox kit IP67 in black, 3 pole | 25 |

- IP54 or IP67 rated
- Cable diameter 4-9.5mm
- 450V 24A rated
- Temperature range -20 to +100°C
- Complete with fitting kit



THK200C2E

INLINE CONNECTORS

| Catalogue Number | Description | Carton Qty |
|------------------|---|------------|
| TTK20BKSD | TeeTube 20mm black, 3 pole, cable diameter 5mm-13mm | 25 |
| TTK25BKSD | TeeTube 25mm black, 5 pole, cable diameter 8mm-17mm | 25 |

- IP68 rated
- 450V 32A rated
- Temperature range -20 to +100°C
- Complete with fitting kit



TTK20BKSD

EXTERNAL JUNCTION BOX

| Catalogue Number | Description | Carton Qty |
|------------------|----------------------|------------|
| 490 | IP55 rated enclosure | 10 |

- Dimensions – 87 x 87 x 47.5mm
- Cable Entries - 6 x Ø22mm (2 + 3 + 1) + 2 x Ø20mm cut-outs in base
- Stepped grommets with cut markings
- Snap-on lid with retaining strap
- Flame retardant to 960°C



















490

Range under expansion, please visit our website for more details -

www.bgelectrical.co.uk

INGRESS PROTECTION (IP) RATING TABLE

| First characteristic numeral | | Second characteristic numeral | | | |
|--|--|---|--|--|---------------------------------|
| Protection against solid foreign objects | Degree of protection for people against access to hazardous parts with: | Protection against harmful ingress of water | Degree of protection from water | | |
| I.P. Example | Tests | I.P. Example | Tests | | |
| 0 |  No protection. | Non-protected | 0  No protection. | Non-protected | |
| 1 |  Full penetration of 50mm diameter of sphere not allowed. Contact with hazardous parts not permitted. | Back of hand | 1  Protected against vertically falling drops of water. | Vertically dripping | |
| 2 |  Full penetration of 12.5mm diameter of sphere not allowed. The jointed test finger shall have adequate clearance from hazardous parts. | Finger | 2  Protected against vertically falling drops of water with enclosure tilted 15° from the vertical. | Dripping up to 15° from the vertical | |
| 3 |  The access probe of 2.5mm diameter shall not penetrate. | Tool | 3  Protected against sprays to 60° from the vertical. | Limited spraying | |
| 4 |  The access probe of 1mm diameter shall not penetrate. | Wire | 4  Protected against water splashed from all directions - limited ingress permitted. | Splashing from all directions | |
| 5 |  Limited ingress of dust permitted (no harmful deposit). | Dust protected | W I R E | 5  Protected against low pressure jets of water from all directions - limited ingress permitted. | Hosing jets from all directions |
| 6 |  No ingress of dust. | Dust tight | | 6  Protected against strong jets of water e.g. for use on ship decks - limited ingress permitted. | Hosing jets from all directions |
| | | | 7  Protected against the effects of immersion between 150mm and 1m. | Temporary immersion | |
| | | | 8  Protected against continuous submersion at a specified depth. | Continuous immersion | |

IK RATING

The IK rating classifies the level of protection that electrical appliances provide against mechanised impacts from the outside. It is defined by standard IEC 62262.

The degree of mechanical protection is identified by a code that consists of the letters IK followed by two digits:

| Code | Impact energy | Test |
|------|---------------|--|
| 00 | Non-protected | |
| 01 | 0.150 joules | Resistant against an impact from an object of 200 grams (0.44lbs) thrown from a distance of 7.5 cm (2.9") |
| 02 | 0.200 joules | Resistant against an impact from an object of 200 grams (0.44lbs) thrown from a distance of 10 cm (3.9") |
| 03 | 0.350 joules | Resistant against an impact from an object of 200 grams (0.44lbs) thrown from a distance of 17.5 cm (6.9") |
| 04 | 0.500 joules | Resistant against an impact from an object of 200 grams (0.44lbs) thrown from a distance of 25 cm (9.8") |
| 05 | 0.700 joules | Resistant against an impact from an object of 200 grams (0.44lbs) thrown from a distance of 35 cm (13.8") |
| 06 | 1.00 joules | Resistant against an impact from an object of 500 grams (1.1lbs) thrown from a distance of 20 cm (7.9") |
| 07 | 2.00 joules | Resistant against an impact from an object of 500 grams (1.1lbs) thrown from a distance of 40 cm (15.7") |
| 08 | 5.00 joules | Resistant against an impact from an object of 1.7 kg (3.8lbs) thrown from a distance of 29.5 cm (11.6") |
| 09 | 10.00 joules | Resistant against an impact from an object of 5 kg (11lbs) thrown from a distance of 20 cm (7.9") |
| 10 | 20.00 joules | Resistant against an impact from an object of 5 kg (11lbs) thrown from a distance of 40 cm (15.7") |

The Nexus Storm range is rated at IP66 and IK06.