


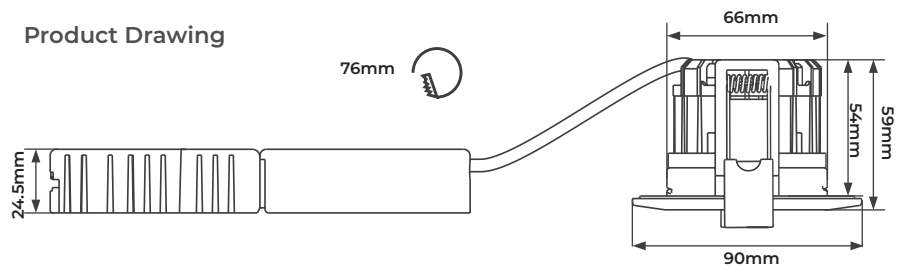
## ELEMENT DOWNLIGHT FIXED

### Product Features

- Die-cast aluminium heat sink for optimal thermal management, supplied with white removable bezel and remote plug and play connector designed for first fix second fix
- Clip and fit first fix second fix driver with speed fit loop in-loop out
- Insulation coverable recessed mounted suitable for use in ceiling thickness upto 40mm
- Interchangeable flat bezels available in a range of colours
- Fire rated, Acoustic rated to Part E and Air leakage rated to Part C



### Product Drawing




CAT NO.	DRIVER	WATTAGE	LUMINAIRE LUMENS	COLOUR TEMP	EFFICACY Llm/cW
LDEF8W8D27	Dimmable	8W	750	2700K	94
LDEF8W8DA27	DALI	8W	750	2700K	94
LDEF8W8D40	Dimmable	8W	800	4000K	100
LDEF8W8DA40	DALI	8W	800	4000K	100

### To Specify:

Fire rated fixed downlight with efficacy up to 100 Llm/cW. 30, 60 and 90 minute fire tested suitable for ceiling thickness up to 40mm. Interchangeable bezel, diecast aluminium heatsink and plug and play connector for first fix second fix installation.

### Product Accessories

CAT NO.	BEZEL COLOUR	FINISH
LDEFBZFGW	Gloss White	Flat
LDEFBZFMW	Matt White	Flat
LDEFBZFPK	Polished Chrome	Flat
LDEFBZFBS	Brushed Steel	Flat
LDEFBZFBK	Black	Flat



### PRODUCT OPTIONS

Remote Emergency Pack	LED3EP80
Self Test Remote Emergency Pack	LED3EP80EST
DALI Addressable Emergency Pack	LED3EP80DED



CAT NO.	WEIGHT (kg)	CRI	FREQUENCY (Hz)	SDCM	UGR	TEMP RANGE (°C)	AMBIENT TEMP RATED LIFE (°C)	L/B RATED LIFE
LDEF8W8D27	0.37	>80	50 - 60	<3	<22	-20 to +25	25	L70 / B50
LDEF8W8DA27	0.47	>80	50 - 60	<3	<22	-20 to +25	25	L70 / B50
LDEF8W8D40	0.37	>80	50 - 60	<3	<22	-20 to +25	25	L70 / B50
LDEF8W8DA40	0.47	>80	50 - 60	<3	<22	-20 to +25	25	L70 / B50

**LDEF8W8D27**  
**Luminaire Performance**

Light Output Ratio: 100%  
Luminaire Efficacy: 100 lm/W  
Light Distribution: A50+99.0%+1.0%  
CIE Flux Codes: 71 91 99 99 100  
UGR 4H 8H (20%, 50%, 70%) C0 / C90: 28.6 / 27.7

**Luminous Intensity**

■ C0 / C180 cd / 100lm    - - - - c90 / c270

**LDEF8W8D40**  
**Luminaire Performance**

Light Output Ratio: 100%  
Luminaire Efficacy: 100lm/W  
Light Distribution: A60+99.0%+1.0%  
CIE Flux Codes: 71 91 99 99 100  
UGR 4H 8H (20%, 50%, 70%) C0 / C90: 28.6 / 27.7

**Luminous Intensity**

■ C0 / C180 cd / 100lm    - - - - c90 / c270

**LUCECO**

This luminaire contains built-in LED lamps.

**A++**  
**A+**  
**A**  
**B**  
**C**  
**D**  
**E**

**LED**

The lamps cannot be changed in the luminaire.

874/2012

STANDARD	DESCRIPTION
EN 60598-1	Luminaires – General requirements
EN 60598-2-2	Luminaires – Recessed
EN 60598-2-22	Luminaires – Emergency
EN 61000-3-2	Electromagnetic compatibility (EMC) – Part 3-2: Limits - for harmonic current emissions
EN 61000-3-3	Limits - Limitation of voltage changes, voltage fluctuations and flicker in public low-voltage supply systems, for equipment with rated current ≤ 16 A per phase and not subject to conditional connection
EN 61547	Equipment for general lighting purposes – EMC immunity requirements
EN 55015	Limits and methods of measurement of radio disturbance characteristics of electrical lighting and similar equipment

