

CONTOUR SUSPENDED DIRECT/INDIRECT


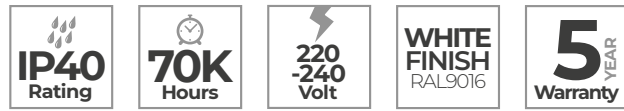
Product Features

- Aluminium extruded precision cut body finished in RAL9016. Low glare polycarbonate diffuser in opal or micro prism with flush die-cast aluminium endcaps
- Continuous homogeneous direct lighting system with direct: indirect distribution, fixed output or dimmable drivers
- Suspension mounted via 1.5M suspension kit supplied, plug and play wiring for continuous connection

Mechanical & Electrical Connectors

LCOCC – Continuous Wiring Connector (1 required for each electrical connection)

LCOFB – Continuous Fixing Bracket (1 required for each luminaire)



To Specify:

Suspended linear direct: indirect LED lighting system with efficacy up to 107Llm/cW.
Precision extruded aluminium modules with polycarbonate opal or microprism diffusers.

CAT NO.	DRIVER	LENGTH INC. END CAPS (mm)	LUMINAIRE LUMENS	WATTAGE	EFFICACY Llm/cW
LCO12UDWO30S40	Standard	1132	3000	28W	107
LCO12UDWO30E40	Emergency	1132	3000	28W	107
LCO12UDWO30D40	Digital Dimmable	1132	3000	28W	107
LCO12UDWO30ED40	Emergency Digital Dimmable	1132	3000	28W	107
LCO15UDWO37S40*	Standard	1412	3750	35W	107
LCO15UDWO37E40*	Emergency	1412	3750	35W	107
LCO15UDWO37D40*	Digital Dimmable	1412	3750	35W	107
LCO15UDWO37ED40*	Emergency Digital Dimmable	1412	3750	35W	107
LCO15UDWO60S40	Standard	1412	6000	57W	106
LCO15UDWO60E40	Emergency	1412	6000	57W	106
LCO15UDWO60D40	Digital Dimmable	1412	6000	57W	106
LCO15UDWO60ED40	Emergency Digital Dimmable	1412	6000	57W	106

PRODUCT OPTIONS

Lite IP Connectivity	Insert W , eg. LCO12UDWO30 W 40
Lite IP Connectivity with PIR Sensor	Insert W , eg. LCO12UDWO30 W 40 PIR

Suspension Fixing Centres

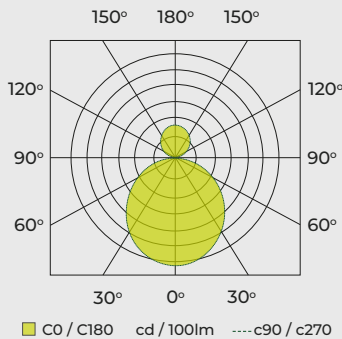


CAT NO.	WEIGHT (kg)	L FIXING CENTRES (mm)	CRI	SDCM	UGR	IK RATING	FREQUENCY (Hz)	TEMP RANGE (°C)	AMBIENT TEMP RATED LIFE (°C)	L/B RATED LIFE
LCO12UDWO30S40	3.4	900	>80	<3	≤15	IK04	50-60	-20 - +30	25	L80/B10
LCO12UDWO30E40	3.7	900	>80	<3	≤15	IK04	50-60	0 - +30	25	L80/B10
LCO12UDWO30D40	3.5	900	>80	<3	≤15	IK04	50-60	-20 - +30	25	L80/B10
LCO12UDWO30ED40	3.8	900	>80	<3	≤15	IK04	50-60	-20 - +30	25	L80/B10
LCO15UDWO37S40*	4.2	1200	>80	<3	≤15	IK04	50-60	-20 - +30	25	L80/B10
LCO15UDWO37E40*	4.5	1200	>80	<3	≤15	IK04	50-60	0 - +30	25	L80/B10
LCO15UDWO37D40*	4.3	1200	>80	<3	≤15	IK04	50-60	-20 - +30	25	L80/B10
LCO15UDWO37ED40*	4.6	1200	>80	<3	≤15	IK04	50-60	0 - +30	25	L80/B10
LCO15UDWO60S40	4.2	1200	>80	<3	≤15	IK04	50-60	-20 - +30	25	L80/B10
LCO15UDWO60E40	4.5	1200	>80	<3	≤15	IK04	50-60	0 - +30	25	L80/B10
LCO15UDWO60D40	4.3	1200	>80	<3	≤15	IK04	50-60	-20 - +30	25	L80/B10
LCO15UDWO60ED40	4.6	1200	>80	<3	≤15	IK04	50-60	0 - +30	25	L80/B10

LCO12UDWO30S40 Luminaire Performance

Light Output Ratio: 100%
 Luminaire Efficacy: 106lm/W
 Light Distribution: B43 +76.8% +23.2%
 CIE Flux Codes: 47 78 95 77 100
 UGR 4H 8H
 (20%, 50%, 70%) C0 / C90: 25 / 24.7

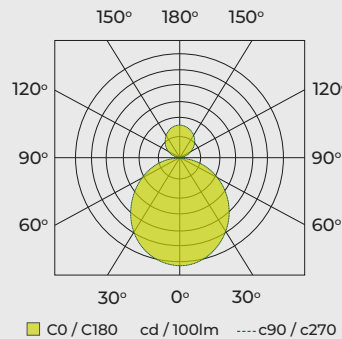
Luminous Intensity



LCO15UDWO60S40 Luminaire Performance

Light Output Ratio: 100%
 Luminaire Efficacy: 106lm/W
 Light Distribution: B43 +74.6% +25.4%
 CIE Flux Codes: 47 78 95 77 100
 UGR 4H 8H
 (20%, 50%, 70%) C0 / C90: 27.1 / 26.8

Luminous Intensity



STANDARD	DESCRIPTION
EN 60598-1	Luminaires – General requirements
EN 60598-2-1	Luminaires – Fixed general purpose
EN 60598-2-22	Luminaires – Emergency
EN 61000-3-2	Electromagnetic compatibility (EMC) – Part 3-2: Limits - for harmonic current emissions
EN 61000-3-3	Limits - Limitation of voltage changes, voltage fluctuations and flicker in public low-voltage supply systems, for equipment with rated current ≤ 16 A per phase and not subject to conditional connection
EN 61547	Equipment for general lighting purposes – EMC immunity requirements
EN 55015	Limits and methods of measurement of radio disturbance characteristics of electrical lighting and similar equipment

LUCECO

This luminaire contains built-in LED lamps.

A++
A+
A
B
C
D
E

}

LED

The lamps cannot be changed in the luminaire.

874/2012

