



fuses

BASICS




POWER

provides power where you need it most

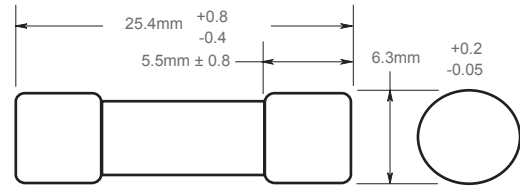
BUSSMANN
SERIES

FEATURES

- 1/4" x 1" fast/medium British plug top fuse
- 3A suitable for appliances up to 720W
- 5A suitable for appliances between 720W and 2100W
- 10A suitable for appliances between 2100W and 2400W
- 13A suitable for appliances between 2400W and 3120W
- Ceramic tube - end caps: o 2A - 5A nickel-plated brass, 10A - 13A nickel-plated copper



LINE DIAGRAMS



PRODUCT INFORMATION

Part Number FUSEx
 Product Dimensions Height 6.3mm x Width 25.4mm x Depth 6.3mm

TECHNICAL SPECIFICATIONS

Standard(s) This product is certified to applicable British safety standards
 BS1362, IEC 269-3A



IF IN DOUBT CONSULT A QUALIFIED ELECTRICIAN

ELECTRICAL RATINGS

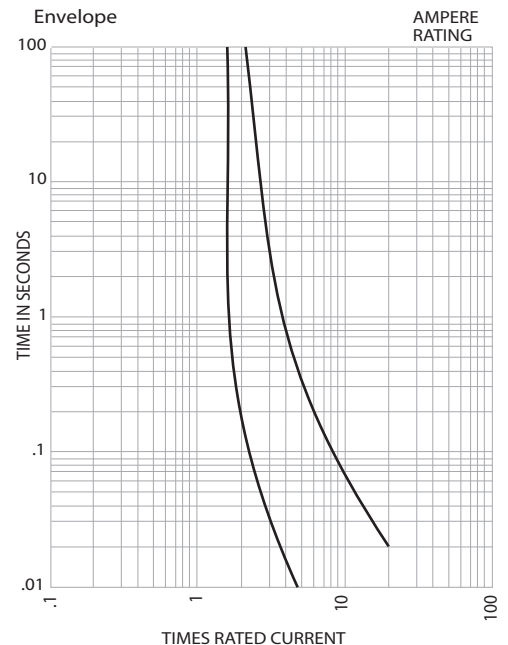
Rated Current	Rated Volt AC	Breaking Capacity	Power Dissipation	Colour	Approvals
3A	240 (264 max.)	6000A	1 Watt	Red	Asta CCC
5A		264 VAC, 50 Hz		Black	
10A		p.f. 0.3 – 0.4		Black	
13A				Brown	

LIMITS FOR PRE-ARCING TIME

	1.0 In.	1.6 In.	1.9 In.
In	MIN	MIN	MAX
1A-13A	1000 hours	30 minutes	30 minutes

SAFETY WARNING

To ensure maximum safety, make sure you use the correct fuse as recommended by the appliance manufacturer.



Masterplug Help Line
03300 249 279

Supplied by
Luceco PLC
 Stafford Park 1 Telford TF3 3BD ENGLAND

Visit our website at
www.masterplug.com