



Technical Data

Rotary Isolator - Rotary Switch Disconnecter

Brief product description:

Rotary isolators or Rotary switch disconnecters are used to switch power to commercial/light industrial applications. The red switch can be used as an emergency stop, and can be locked in the OFF position using the yellow surrounding ring and padlock.

Features:

- Insulated 4 pole, suitable for a.c.
- Weatherproof to IP65
- Easy cable access via M20/25/32 knockouts (top and bottom)
- Red / Yellow padlockable handle
- Switch interlocked with lid to prevent opening in ON position
- Earth terminals included
- Captive retained cover screws
- Manufactured and tested to BS EN 60947-3

Product Images




Front View



Side View



End View



Inside View

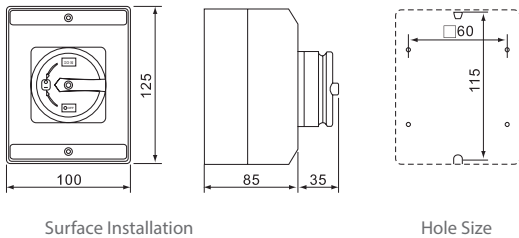
Technical Specifications

Product Code	CPRSD416	CPRSD420	CPRSD425	CPRSD432	CPRSD440	CPRSD463	CPRSD4100
Current rating	16A a.c.	20A a.c.	25A a.c.	32A a.c.	40A a.c.	63A a.c.	100A a.c.
No of Poles	3+N	3+N	3+N	3+N	3+N	3+N	3+N
Rated power of 3 phase motor 50-60Hz AC-3							
-230 V	3 kw	4 kw	5.5 kw	7.5 kw	11 kw	18 kw	22 kw
-400 V	4 kw	5.5 kw	7.5 kw	11 kw	15 kw	22 kw	37 kw
Rated Continuous Current I _c	16 A	20A	25 A	32 A	40 A	63 A	100 A
Knockouts	M20/25 x 4 off	M20/25 x 4 off	M20/25 x 4 off	M20/25 x 4 off	M20/25 x 4 off	M20/25 x 4 off	M25/32 x 4 off, M20 x 2 off
Terminal Capacity	1.5-2.5mm ²	6.0-10.0mm ²	6.0-10.0mm ²	6.0-16.0mm ²	6.0-16.0mm ²	6.0-16.0mm ²	25.0-35.0mm ²

Rotary Isolator - Rotary Switch Disconnecter

Line Diagrams

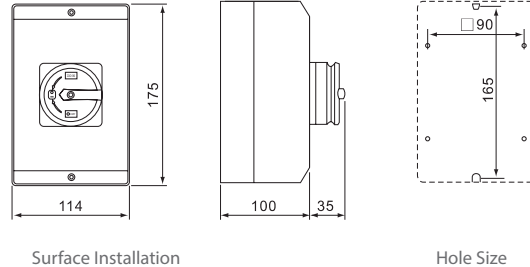
CPRSD416/CPRSD420/CPRSD425



Surface Installation

Hole Size

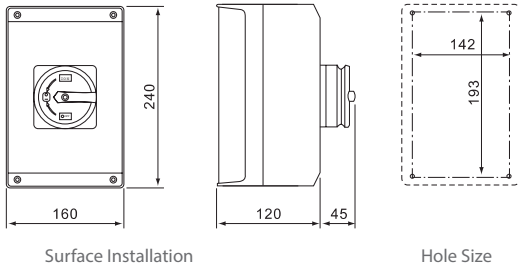
CPRSD432/CPRSD440/CPRSD463



Surface Installation

Hole Size

CPRSD4100



Surface Installation

Hole Size

Packaging Information

Cat No.	Description	Packaging Type			Pack Quantity			Barcode		
		Product	Inner Box	Outer Box	Each	Inner Box	Outer Box	Individual	Inner Box	Outer Box
CPRSD416	4P AC 16A IP65	N/A	White carton+label	Brown Box+label	1	1	20	N/A	5050765038270	5050765038300
CPRSD420	4P AC 20A IP65	N/A	White carton+label	Brown Box+label	1	1	20	N/A	5050765043083	5050765043168
CPRSD425	4P AC 25A IP65	N/A	White carton+label	Brown Box+label	1	1	20	N/A	5050765043090	5050765043175
CPRSD432	4P AC 32A IP65	N/A	White carton+label	Brown Box+label	1	1	20	N/A	5050765038287	5050765038317
CPRSD440	4P AC 40A IP65	N/A	White carton+label	Brown Box+label	1	1	20	N/A	5050765043106	5050765043182
CPRSD463	4P AC 63A IP65	N/A	White carton+label	Brown Box+label	1	1	20	N/A	5050765038294	5050765038324
CPRSD4100	4P AC 100A IP65	N/A	White carton+label	Brown Box+label	1	1	8	N/A	5050765043113	5050765043199

Weights & Dimensions

Cat No.	Description	Dimension (W x L x H) cm			Weight (g)			CMB (m ³)
		Product	Inner Box	Outer Box	Each	Inner Box	Outer Box	Outer Box
CPRSD416	4P AC 16A IP65	10 x 12.5 x 12	10.5 x 13 x 12.5	55 x 27.5 x 27.5	0.486	0.542	11.5	0.034
CPRSD420	4P AC 20A IP65	10 x 12.5 x 12	10.5 x 13 x 12.5	55 x 27.5 x 27.5	0.486	0.542	11.5	0.034
CPRSD425	4P AC 25A IP65	10 x 12.5 x 12	10.5 x 13 x 12.5	55 x 27.5 x 27.5	0.486	0.542	11.5	0.034
CPRSD432	4P AC 32A IP65	11.5 x 17.5 x 12.5	12 x 18 x 13	62.5 x 37.5 x 30	0.69	0.768	17	0.056
CPRSD440	4P AC 40A IP66	11.5 x 17.5 x 12.5	12 x 18 x 13	62.5 x 37.5 x 30	0.69	0.768	17	0.056
CPRSD463	4P AC 63A IP65	11.5 x 17.5 x 12.5	12 x 18 x 13	62.5 x 37.5 x 30	0.69	0.768	17	0.056
CPRSD4100	4P AC 100A IP65	16.5 x 24.5 x 15.5	17 x 25 x 16	51.5 x 37.5 x 34	1.2	1.336	11.5	0.136

Installation Information

Safety Warning

Before use please read and carefully use in accordance with these safety wiring instructions.

To ensure a satisfactory operation these products should be installed by a competent person. If in doubt seek advice from a qualified engineer.

These products should not be installed into the same enclosure containing mains exceeding 50V. Avoid running the telecom cable within 50mm of mains electrical cable.

Cover Fixing screws - max safe torque setting of 1.2 Nm.

Technical Helpline: 0845 194 7584

If in doubt consult a competent electrician.